



ABWM scheduling guide

ABWM scheduling guide

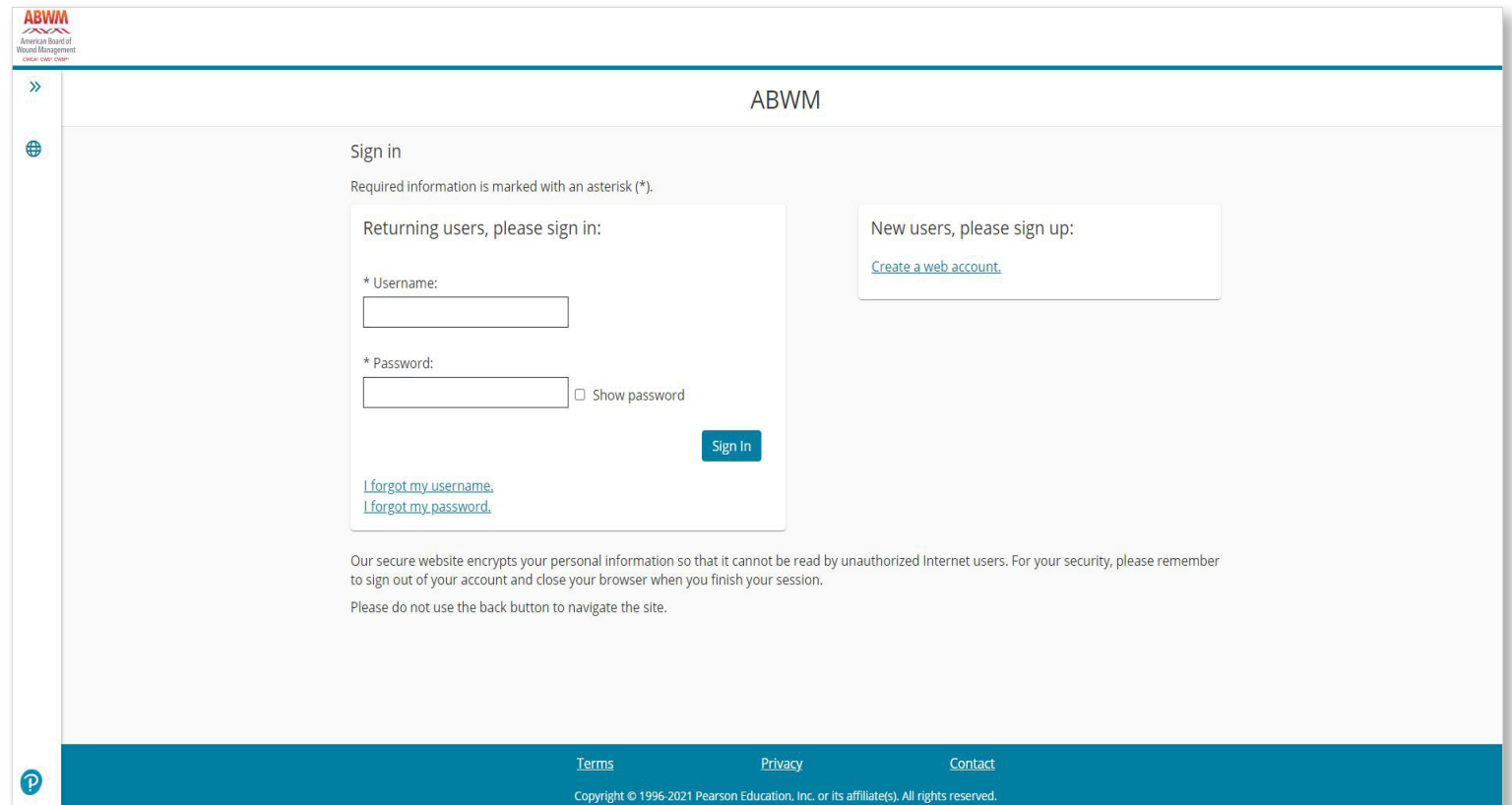
Complete your profile	1
Schedule an exam	7
Reschedule an exam	19
Cancel an exam	26
Complete your profile via mobile	29
Schedule an exam via mobile	32
Reschedule an exam via mobile	36
Cancel an exam via mobile	39



Complete your profile

Once you are authorized to take an ABWM certification exam, you will receive an authorized to test email from Pearson VUE. The email will contain information such as your ABWM ID which is needed to set up your Pearson VUE web account.

To complete your Pearson VUE web account profile, go to PearsonVUE.com/ABWM and click create a web account.



The screenshot shows the ABWM Sign in page. At the top left is the ABWM logo. The page title is "ABWM". Below the title is the "Sign in" section. A note states: "Required information is marked with an asterisk (*)." There are two main sections for sign-in:

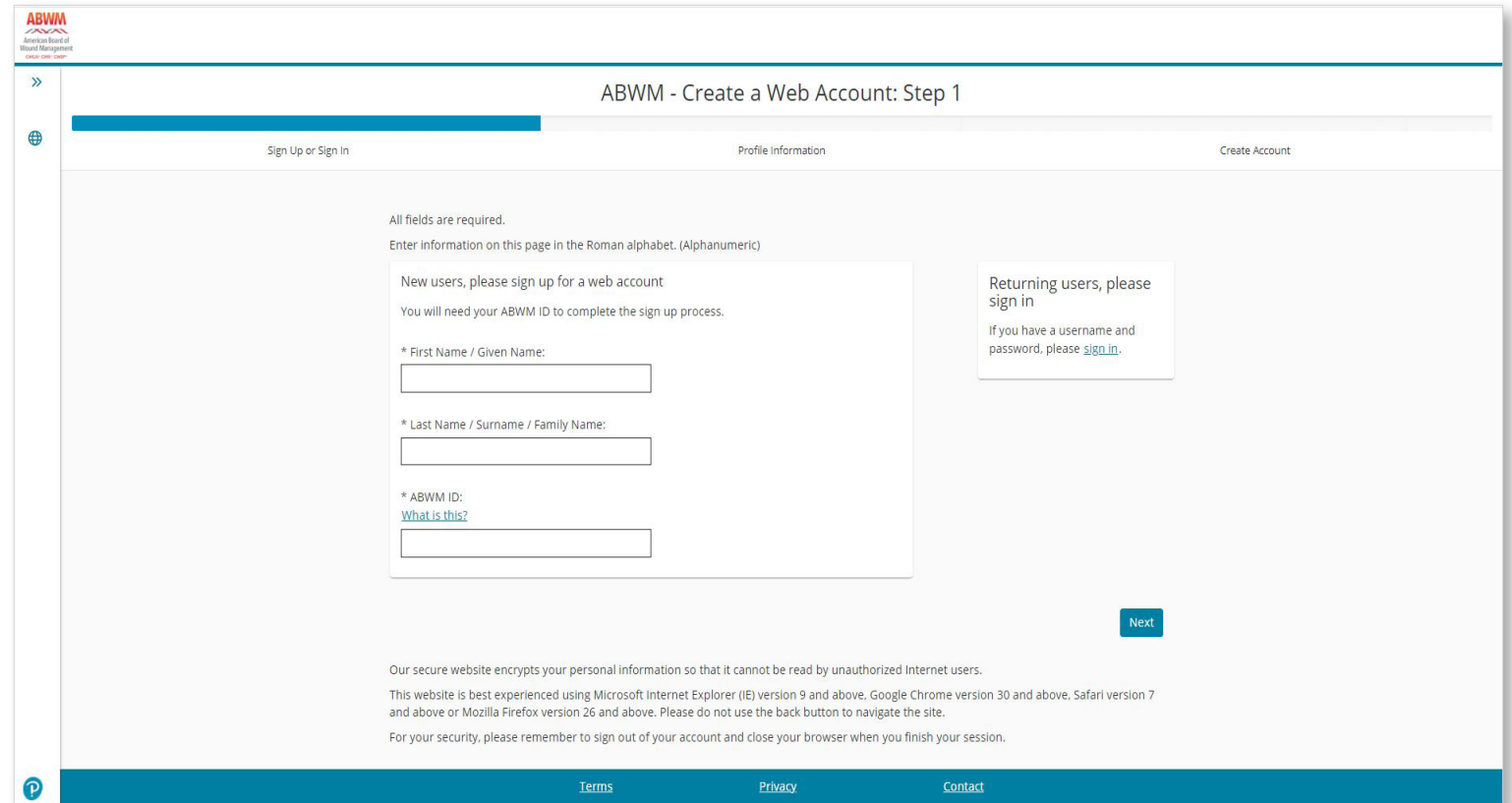
- Returning users, please sign in:** This section contains two input fields: "* Username:" and "* Password:". Below the password field is a checkbox labeled "Show password". A blue "Sign In" button is located to the right of the password field. Below these fields are two links: "[I forgot my username.](#)" and "[I forgot my password.](#)".
- New users, please sign up:** This section contains a single link: "[Create a web account.](#)".

Below the sign-in sections is a security notice: "Our secure website encrypts your personal information so that it cannot be read by unauthorized Internet users. For your security, please remember to sign out of your account and close your browser when you finish your session. Please do not use the back button to navigate the site."

At the bottom of the page, there is a footer with three links: "[Terms](#)", "[Privacy](#)", and "[Contact](#)". Below these links is the copyright notice: "Copyright © 1996-2021 Pearson Education, Inc. or its affiliate(s). All rights reserved."

Complete your profile

Enter your first name, last name, and your ABWM ID. Please note that your ABWM ID is alphanumeric. Click next.



The screenshot shows a web browser window with the ABWM logo in the top left corner. The page title is "ABWM - Create a Web Account: Step 1". Below the title is a progress bar with three steps: "Sign Up or Sign In" (highlighted in blue), "Profile Information", and "Create Account". The main content area contains the following text and form fields:

All fields are required.
Enter information on this page in the Roman alphabet. (Alphanumeric)

New users, please sign up for a web account
You will need your ABWM ID to complete the sign up process.

* First Name / Given Name:

* Last Name / Surname / Family Name:

* ABWM ID:
[What is this?](#)

Returning users, please sign in
If you have a username and password, please [sign in](#).

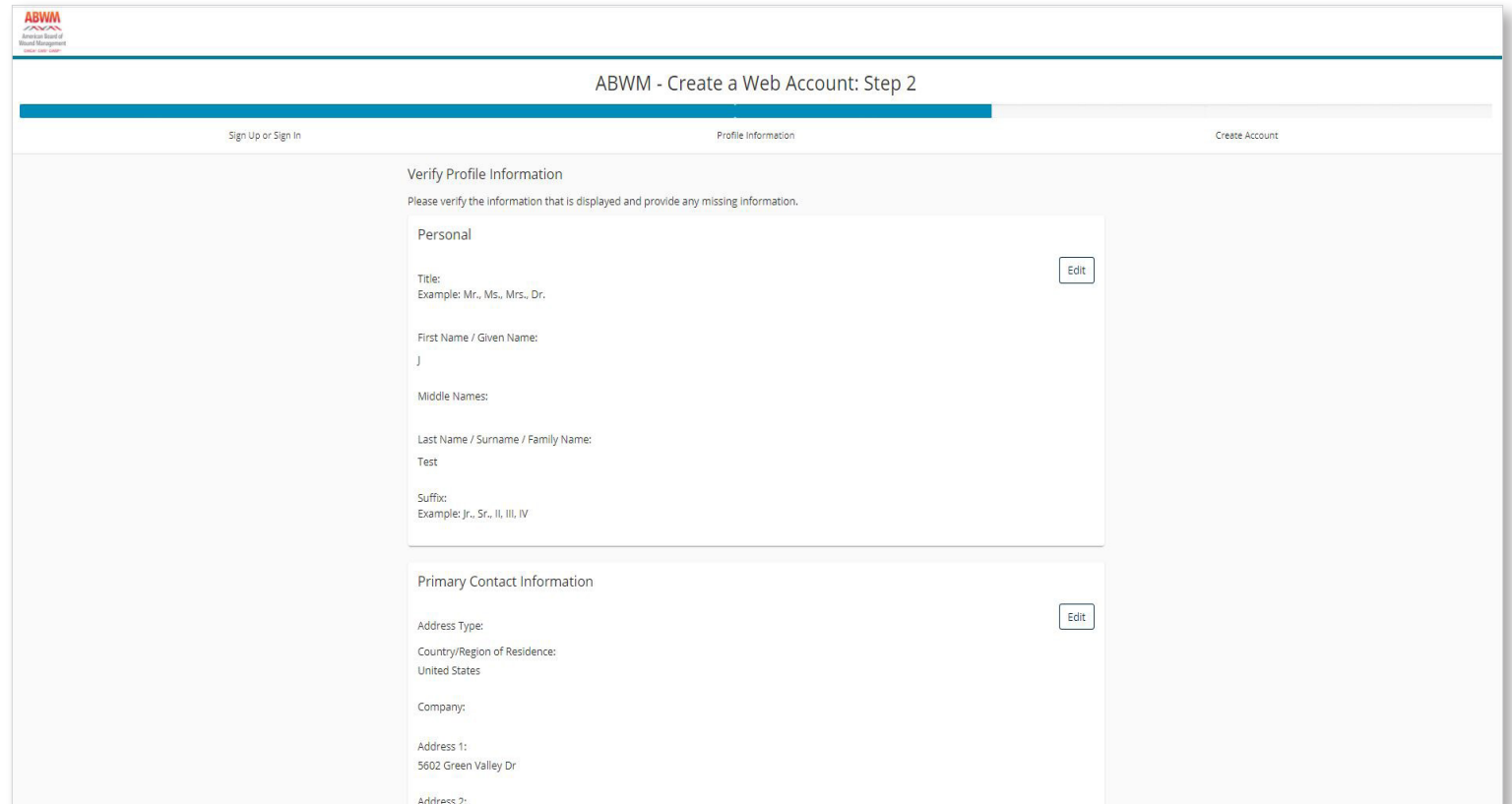
Next

Our secure website encrypts your personal information so that it cannot be read by unauthorized Internet users.
This website is best experienced using Microsoft Internet Explorer (IE) version 9 and above, Google Chrome version 30 and above, Safari version 7 and above or Mozilla Firefox version 26 and above. Please do not use the back button to navigate the site.
For your security, please remember to sign out of your account and close your browser when you finish your session.

Terms Privacy Contact

Complete your profile

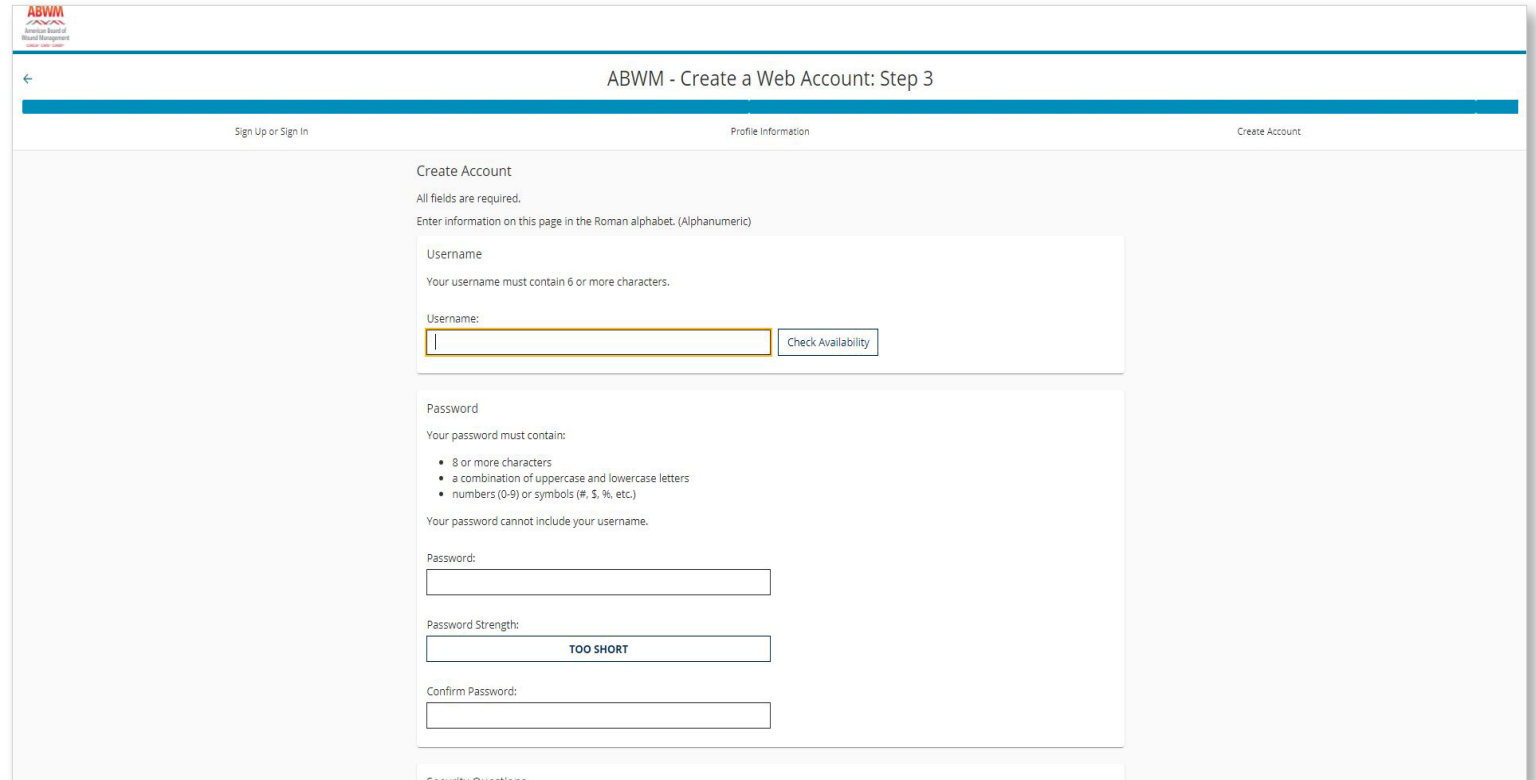
Verify all fields and edit if needed. Please ensure your name matches the ID that you will bring to the testing center.



The screenshot shows a web interface for creating an account. At the top, the ABWM logo is on the left, and the title 'ABWM - Create a Web Account: Step 2' is centered. Below the title is a progress bar with three segments: 'Sign Up or Sign In', 'Profile Information' (which is highlighted in blue), and 'Create Account'. The main content area is titled 'Verify Profile Information' and includes the instruction: 'Please verify the information that is displayed and provide any missing information.' There are two main sections: 'Personal' and 'Primary Contact Information'. Each section has an 'Edit' button. The 'Personal' section contains fields for Title (Example: Mr., Ms., Mrs., Dr.), First Name / Given Name (J), Middle Names, Last Name / Surname / Family Name (Test), and Suffix (Example: Jr., Sr., II, III, IV). The 'Primary Contact Information' section contains fields for Address Type, Country/Region of Residence (United States), Company, Address 1 (5602 Green Valley Dr), and Address 2.

Complete your profile

Create your username
and password.



ABWM - Create a Web Account: Step 3

Sign Up or Sign In Profile Information Create Account

Create Account

All fields are required.
Enter information on this page in the Roman alphabet. (Alphanumeric)

Username

Your username must contain 6 or more characters.

Username:

Password

Your password must contain:

- 8 or more characters
- a combination of uppercase and lowercase letters
- numbers (0-9) or symbols (#, \$, %, etc.)

Your password cannot include your username.

Password:

Password Strength:

Confirm Password:

Security Questions

Complete your profile

Answer the security questions and choose finish.

Security Questions

Your security answers cannot contain your username or password.

Question:

Answer:

Question:

Answer:

Question:

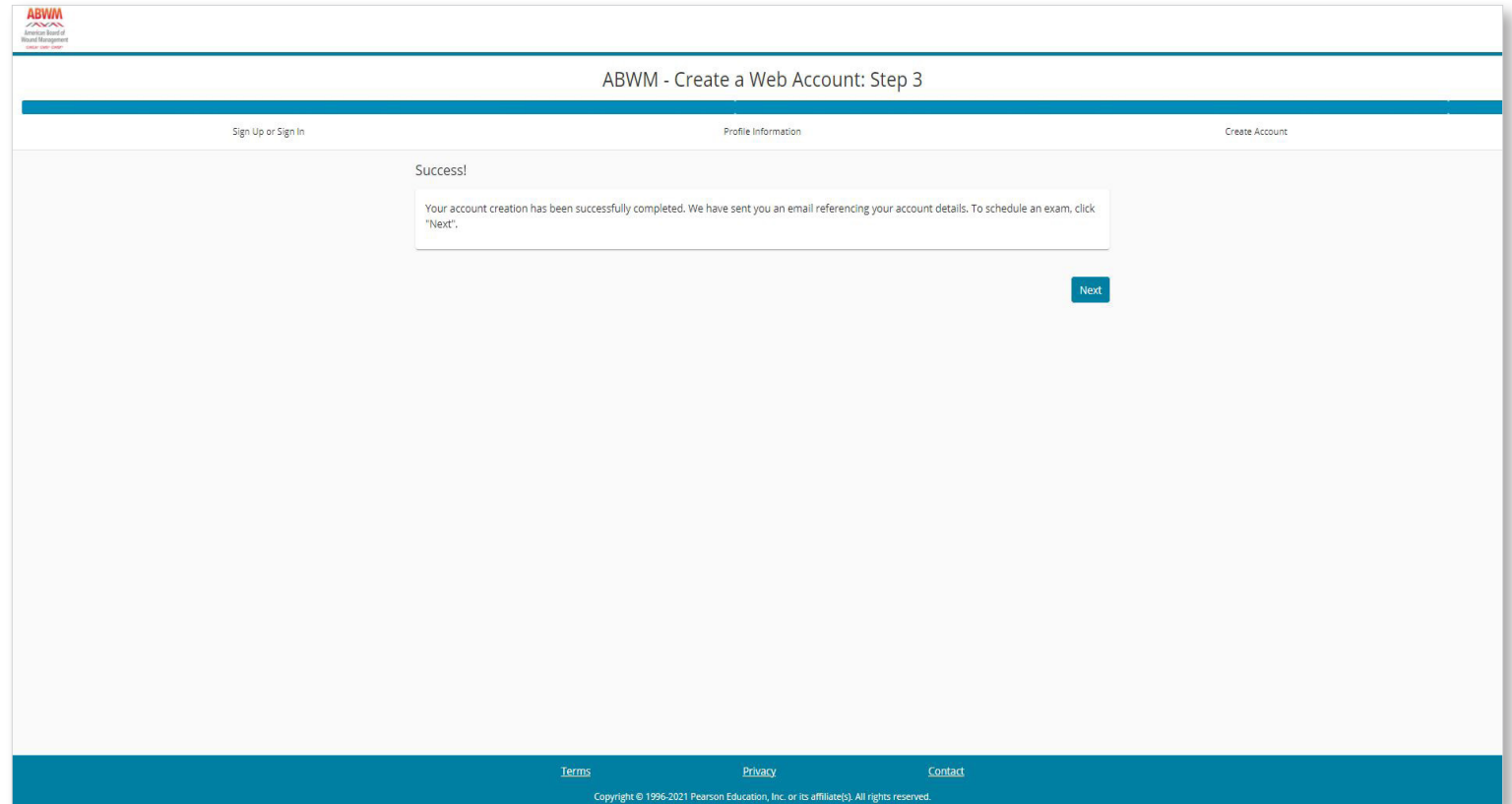
Answer:

[Terms](#) [Privacy](#) [Contact](#)

Copyright © 1996-2021 Pearson Education, Inc. or its affiliate(s). All rights reserved.

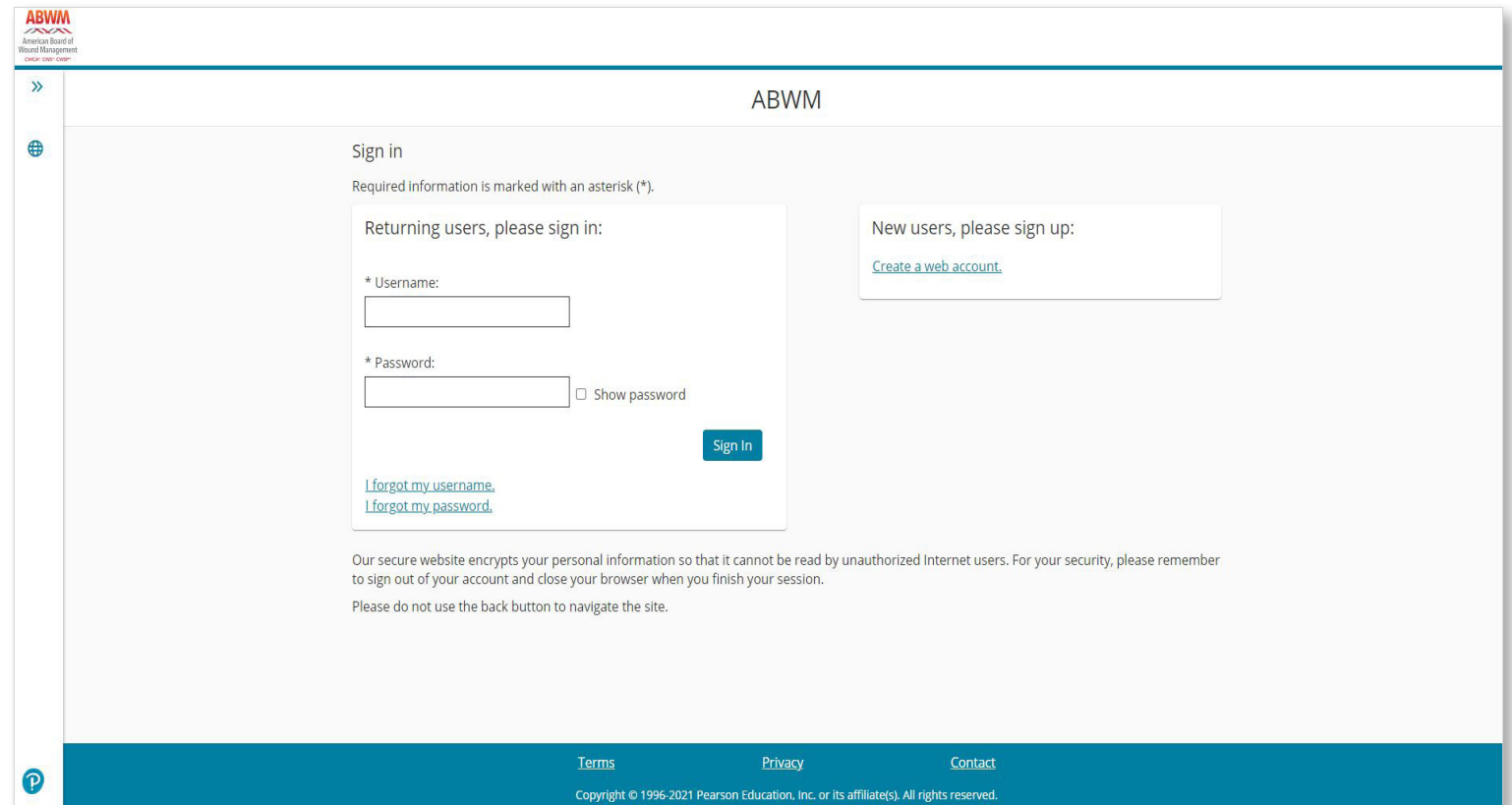
Complete your profile

Your profile and account creation have been successfully completed.



Schedule an exam

To schedule your exam, sign in, or if you are already signed in go to your dashboard.



The screenshot shows the ABWM website's sign-in page. At the top left is the ABWM logo. The main heading is "ABWM". Below it is the "Sign in" section with a note: "Required information is marked with an asterisk (*)." There are two columns: "Returning users, please sign in:" and "New users, please sign up:". The "Returning users" column has fields for "* Username:" and "* Password:" with a "Show password" checkbox. A "Sign In" button is at the bottom right of this column. Below the fields are links for "[I forgot my username.](#)" and "[I forgot my password.](#)". The "New users" column has a link for "[Create a web account.](#)". A security notice at the bottom states: "Our secure website encrypts your personal information so that it cannot be read by unauthorized Internet users. For your security, please remember to sign out of your account and close your browser when you finish your session. Please do not use the back button to navigate the site." The footer contains links for "Terms", "Privacy", and "Contact", and a copyright notice: "Copyright © 1996-2021 Pearson Education, Inc. or its affiliate(s). All rights reserved."

Schedule an exam

The dashboard will list the exams you have been authorized to test for. Click on the exam you wish to schedule.

The screenshot shows the ABWM dashboard interface. At the top left is the ABWM logo. The main heading is "Dashboard". On the left is a vertical sidebar with navigation icons: a double right arrow, a person icon, a grid icon, a right arrow, and a globe icon. The main content area is divided into three sections:

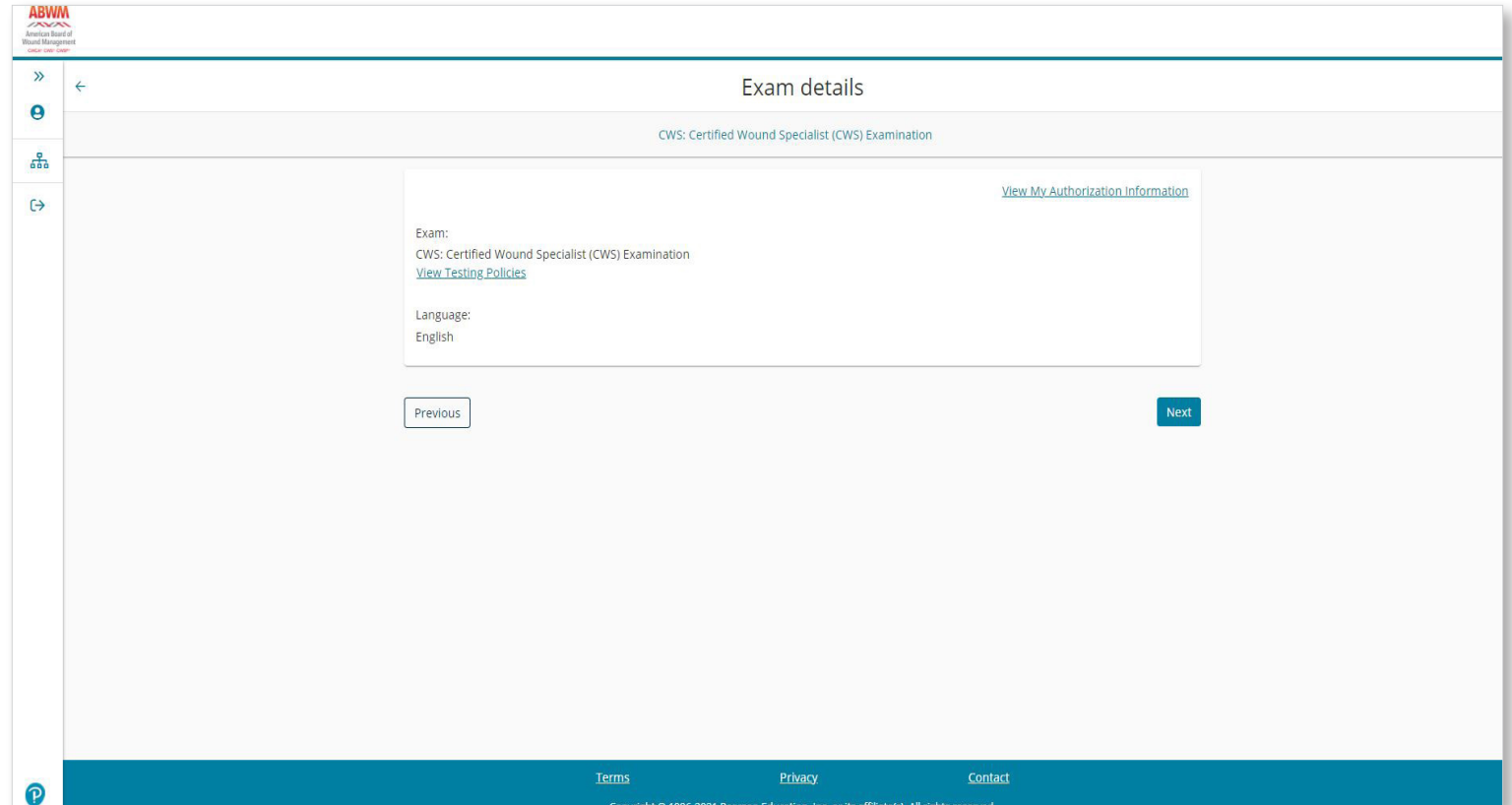
- ABWM Exams**
 - Pre-approved Exams
 - [CWS: Certified Wound Specialist \(CWS\) Examination](#)
- Upcoming Appointments**

You do not have any appointments scheduled.
- My Account**
 - [My Profile](#)
 - [Account Sign In](#)
 - [Preferences](#)
 - [Exam History](#)
 - [View Score Reports](#)

At the bottom of the dashboard, there is a footer with a "P" icon, and links for [Terms](#), [Privacy](#), and [Contact](#). Below these links is the copyright notice: "Copyright © 1996-2021 Pearson Education, Inc. or its affiliate(s). All rights reserved."

Schedule an exam

You can view your authorization to test information and/or ABWM testing policies here. Click next to continue.



The screenshot shows the 'Exam details' page for the 'CWS: Certified Wound Specialist (CWS) Examination'. The page includes a navigation sidebar on the left with icons for home, menu, and back. The main content area displays the exam title, a link to 'View My Authorization Information', and a 'View Testing Policies' link. Below this, the exam details are listed: 'Exam: CWS: Certified Wound Specialist (CWS) Examination' and 'Language: English'. There are 'Previous' and 'Next' buttons at the bottom of the content area. The footer contains links for 'Terms', 'Privacy', and 'Contact', along with a copyright notice: 'Copyright © 1995-2021 Pearson Education, Inc. or its affiliates. All rights reserved.'

Schedule an exam

Find a test center.
Click next.

Find a test center

CWS: Certified Wound Specialist (CWS) Examination

5602 Green Valley Dr, Bloomington, Minnesota, 55380, United States

You can select up to three test centers to compare availability.

Helpful hints:

- The test center information link may provide directions, parking, wheelchair support or other physical access considerations.
- Distance (mi/km) is a straight line calculated from the center point of your search criteria and does not reflect driving distance.

Test Center	Distance
<input type="checkbox"/> Pearson Professional Centers-Bloomington (MPLS) 5601 Green Valley Dr Suite 150 Bloomington, Minnesota 55437 United States Test Center Information	0.1 mi
<input type="checkbox"/> Pearson Professional Centers-Eagan (MinneapolisSE) 3459 Washington Drive Suite 107 Washington Dr Executive Center Eagan, Minnesota 55122-1347	9.1 mi

Schedule an exam

Select a date on which to take your exam. Scroll through the calendar to find an available date and select.

Find an appointment
CWS: Certified Wound Specialist (CWS) Examination

Appointments for this exam are in the future, please advance the calendar to find the next available appointment.

Helpful hints:

- When you select your appointment time, double-check the time format and time zone to avoid confusion, as some exams support delivery nearly 24 hours a day. For example, depending on the time format you prefer, note whether you have chosen an early morning (01:00 AM) or midday (13:00 or 1:00 PM) appointment.
- Time format and time zone display use default settings but can be adjusted to your personal preference.

Pearson Professional Centers-Eagan (MinneapolisSE)
3459 Washington Drive
Suite 107
Washington Dr Executive Center
Eagan, Minnesota 55122-1347
United States

Pearson Professional Centers-St Paul MN
2610 University Avenue W
Suite 400
St. Paul, Minnesota 55114
United States

[Change Test Centers](#)

Select Date
[Why can't I find an available appointment?](#)

February 2021

Su	Mo	Tu	We	Th	Fr	Sa
	1	2	3	4	5	6
7	8	9	10	11	12	13
14	15	16	17	18	19	20
21	22	23	24	25	26	27
28						

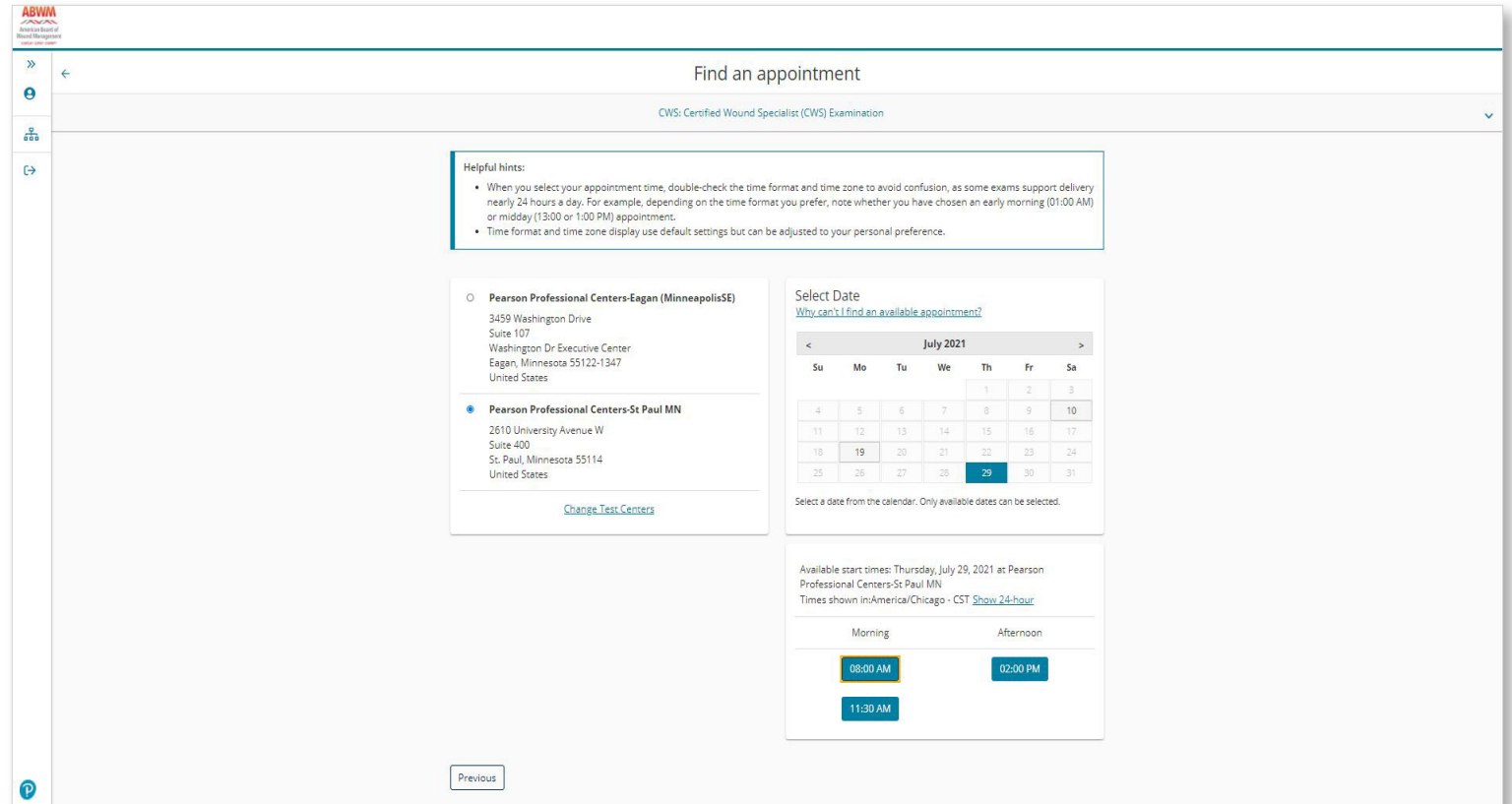
Select a date from the calendar. Only available dates can be selected.

[Previous](#)

[Terms](#) [Privacy](#) [Contact](#)
Copyright © 1996-2021 Pearson Education, Inc. or its affiliates. All rights reserved.

Schedule an exam

Review the available exam times and select the one you would like to schedule.



The screenshot shows a web interface for scheduling an exam. At the top, it says "Find an appointment" and "CWS: Certified Wound Specialist (CWS) Examination". There are navigation icons on the left. A "Helpful hints" box contains two bullet points: "When you select your appointment time, double-check the time format and time zone to avoid confusion, as some exams support delivery nearly 24 hours a day. For example, depending on the time format you prefer, note whether you have chosen an early morning (01:00 AM) or midday (13:00 or 1:00 PM) appointment." and "Time format and time zone display use default settings but can be adjusted to your personal preference." Below this, there are two center options for Pearson Professional Centers. The first is in Eagan, Minnesota, and the second is in St. Paul, Minnesota, which is selected. A "Change Test Centers" link is below the second option. To the right, there is a "Select Date" section with a calendar for July 2021. The 29th is selected. Below the calendar, it says "Available start times: Thursday, July 29, 2021 at: Pearson Professional Centers-St Paul MN" and "Times shown in America/Chicago - CST [Show 24-hour](#)". There are three time slots: 08:00 AM, 11:30 AM, and 02:00 PM. A "Previous" button is at the bottom left.

ABWM
American Board of
Wound Management
CWCA® CWS® CWSP®

Find an appointment

CWS: Certified Wound Specialist (CWS) Examination

Helpful hints:

- When you select your appointment time, double-check the time format and time zone to avoid confusion, as some exams support delivery nearly 24 hours a day. For example, depending on the time format you prefer, note whether you have chosen an early morning (01:00 AM) or midday (13:00 or 1:00 PM) appointment.
- Time format and time zone display use default settings but can be adjusted to your personal preference.

Pearson Professional Centers-Eagan (MinneapolisSE)
3459 Washington Drive
Suite 107
Washington Dr Executive Center
Eagan, Minnesota 55122-1347
United States

Pearson Professional Centers-St Paul MN
2610 University Avenue W
Suite 400
St. Paul, Minnesota 55114
United States

[Change Test Centers](#)

Select Date
[Why can't I find an available appointment?](#)

< July 2021 >

Su	Mo	Tu	We	Th	Fr	Sa
				1	2	3
4	5	6	7	8	9	10
11	12	13	14	15	16	17
18	19	20	21	22	23	24
25	26	27	28	29	30	31

Select a date from the calendar. Only available dates can be selected.

Available start times: Thursday, July 29, 2021 at: Pearson Professional Centers-St Paul MN
Times shown in America/Chicago - CST [Show 24-hour](#)

Morning Afternoon

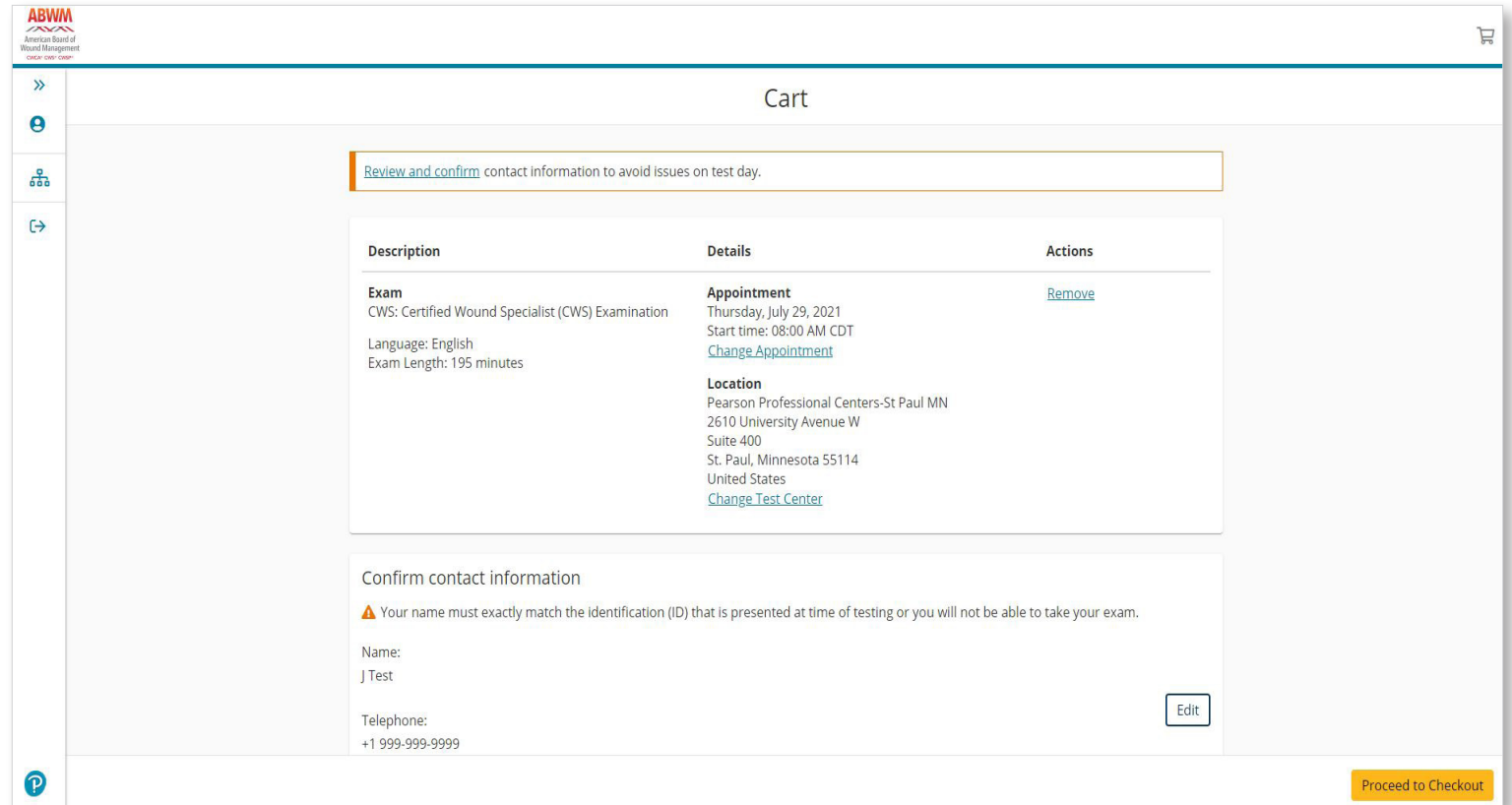
08:00 AM 02:00 PM

11:30 AM

Previous

Schedule an exam

Review your order to make sure the selections you have made are correct. Then click proceed to checkout.



The screenshot shows the 'Cart' page on the ABWM website. At the top left is the ABWM logo. The page title is 'Cart'. A warning message states: 'Review and confirm contact information to avoid issues on test day.' Below this is a table with three columns: Description, Details, and Actions. The table contains one row for an exam. Below the table is a section for 'Confirm contact information' with a warning icon and text: 'Your name must exactly match the identification (ID) that is presented at time of testing or you will not be able to take your exam.' It shows the name 'J Test' and telephone number '+1 999-999-9999' with an 'Edit' button. At the bottom right is a yellow 'Proceed to Checkout' button.

Description	Details	Actions
Exam CWS: Certified Wound Specialist (CWS) Examination Language: English Exam Length: 195 minutes	Appointment Thursday, July 29, 2021 Start time: 08:00 AM CDT Change Appointment Location Pearson Professional Centers-St Paul MN 2610 University Avenue W Suite 400 St. Paul, Minnesota 55114 United States Change Test Center	Remove

Confirm contact information

⚠ Your name must exactly match the identification (ID) that is presented at time of testing or you will not be able to take your exam.

Name:
J Test

Telephone:
+1 999-999-9999

[Edit](#)

[Proceed to Checkout](#)

Schedule an exam

Review ABWM policies, scroll down and click accept when you are ready to proceed.

The screenshot shows a web browser interface for the American Board of Wound Management (ABWM). The main content area is titled "Cart". A modal window titled "Agree to policies" is open, displaying the following text:

Admission Policy

We ask that you arrive at the test center 30 minutes before your scheduled appointment time. This will give you adequate time to complete the necessary sign-in procedures. If you arrive more than 15 minutes late for your appointment, you may be refused admission and the exam fees will be forfeited.

You are required to present two forms of original (no photo copies), valid (unexpired) IDs; one form as a primary ID (government issued with name, photo and signature) and one form as a secondary ID (with name and signature or name and recent recognizable photo). The first and last name that you used to register must match exactly the first and last name on the ID that is presented on test day. All IDs required must be issued by the country in which you are testing. If you do not have the qualifying ID issued from the country you are testing in, an International Travel Passport from your country of citizenship is required, along with a secondary ID. If you have any questions or concerns about the ID you are required to bring with you to the testing center for admittance for your exam please contact Pearson VUE customer Service at <https://home.pearsonvue.com/Contact-Us.aspx>. To view the full ID policy, including any additional allowances to this policy, please visit <http://www.pearsonvue.com/policies/IS.pdf>.

No personal items may be taken into the testing room. This includes all bags, books not authorized by the sponsor, notes, phones, pagers, watches and wallets. A space to store your personal belongings will be provided.

Reschedule Policy

You must contact Pearson VUE or access your online Pearson VUE account to reschedule your exam at least a minimum of 48 hours prior to your appointment. Exams cannot be rescheduled less than 48 hours prior to your appointment. Failure to reschedule in time or failure to appear for your appointment will result in the forfeiture of your exam fee.

Cancellation Policy

You must contact Pearson VUE or access your online Pearson VUE account to cancel your exam at least a minimum of 48 hours prior to your appointment. Exams cannot be cancelled less than 48 hours prior to your appointment. Failure to cancel in time or failure to appear for your appointment will result in the forfeiture of your exam fee.

At the bottom of the modal, there are two buttons: "Cancel" and "Accept".

Below the modal, the text "telephone: +1 999-999-9999" is visible. In the bottom right corner of the page, there is a button labeled "Proceed to Checkout".

Schedule an exam

Review your order to make sure the selections you have made are correct. Then click submit order.

ABWM
American Board of
Wound Management
CWCA® CWS® CWSP®

>> <

Almost there...

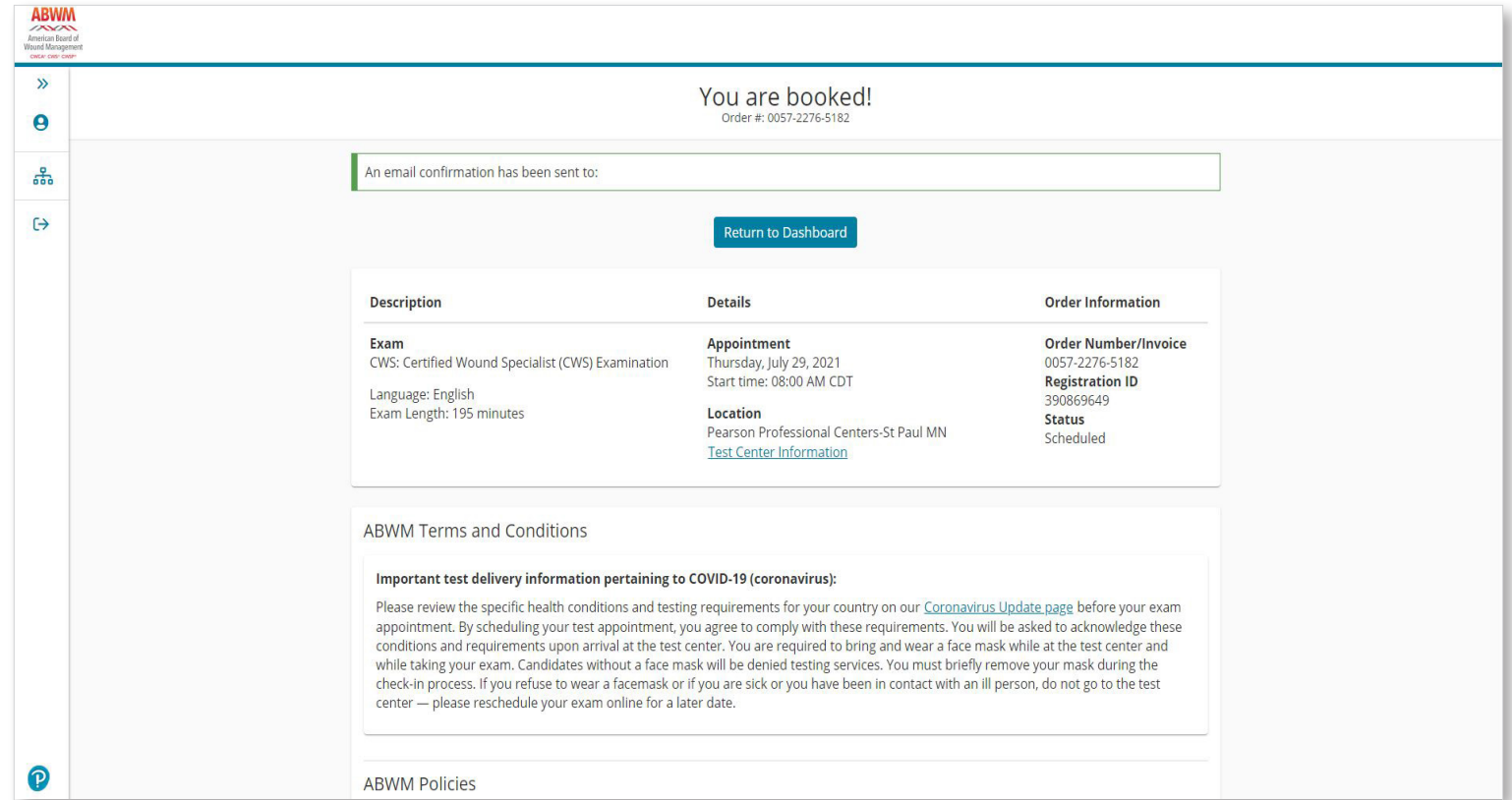
Description	Details
Exam CWS: Certified Wound Specialist (CWS) Examination Language: English Exam Length: 195 minutes	Appointment Thursday, July 29, 2021 Start time: 08:00 AM CDT Location Pearson Professional Centers-St Paul MN 2610 University Avenue W Suite 400 St. Paul, Minnesota 55114 United States

Previous Cancel Order

Submit Order

Schedule an exam

You've successfully scheduled your exam appointment. Click return to dashboard to view your upcoming appointment.



The screenshot shows a confirmation page for a scheduled exam. At the top, it says "You are booked!" with the order number "0057-2276-5182". Below this, a message states "An email confirmation has been sent to:" followed by a redacted email address. A "Return to Dashboard" button is centered below the message. The main content is organized into three columns: Description, Details, and Order Information. The Description column lists the exam as "CWS: Certified Wound Specialist (CWS) Examination" with a language of English and a length of 195 minutes. The Details column provides the appointment date and time (Thursday, July 29, 2021, 08:00 AM CDT) and the location (Pearson Professional Centers-St Paul MN), with a link to "Test Center Information". The Order Information column shows the order number/invoice (0057-2276-5182), registration ID (390869649), and status (Scheduled). Below the table, there is a section for "ABWM Terms and Conditions" with a sub-section for "Important test delivery information pertaining to COVID-19 (coronavirus)", which includes instructions about health conditions, face mask requirements, and rescheduling. At the bottom, there is a link to "ABWM Policies".

Description	Details	Order Information
Exam CWS: Certified Wound Specialist (CWS) Examination Language: English Exam Length: 195 minutes	Appointment Thursday, July 29, 2021 Start time: 08:00 AM CDT Location Pearson Professional Centers-St Paul MN Test Center Information	Order Number/Invoice 0057-2276-5182 Registration ID 390869649 Status Scheduled

ABWM Terms and Conditions

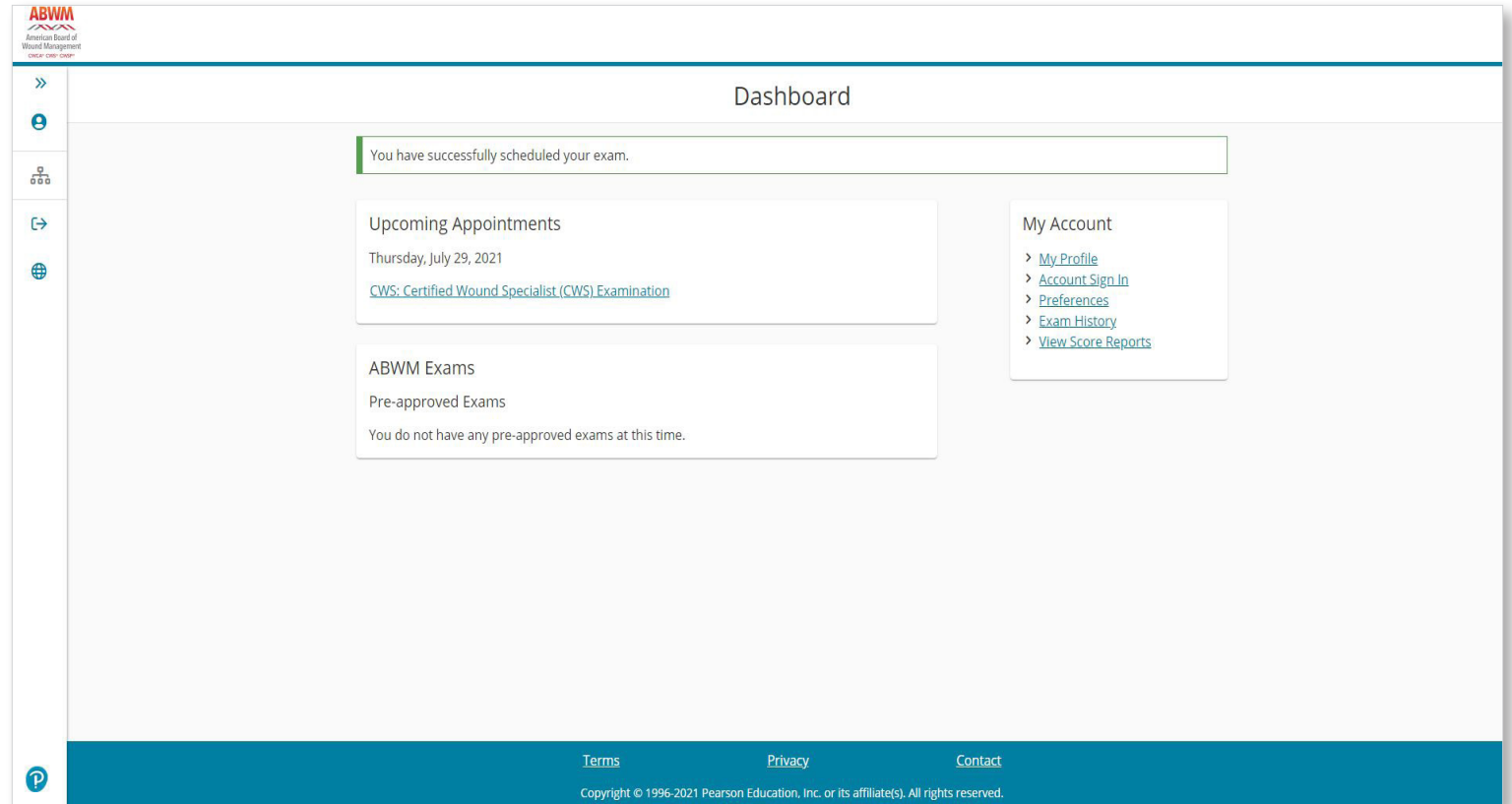
Important test delivery information pertaining to COVID-19 (coronavirus):

Please review the specific health conditions and testing requirements for your country on our [Coronavirus Update page](#) before your exam appointment. By scheduling your test appointment, you agree to comply with these requirements. You will be asked to acknowledge these conditions and requirements upon arrival at the test center. You are required to bring and wear a face mask while at the test center and while taking your exam. Candidates without a face mask will be denied testing services. You must briefly remove your mask during the check-in process. If you refuse to wear a facemask or if you are sick or you have been in contact with an ill person, do not go to the test center — please reschedule your exam online for a later date.

[ABWM Policies](#)

Schedule an exam

Details of your upcoming appointment can be found on your dashboard.



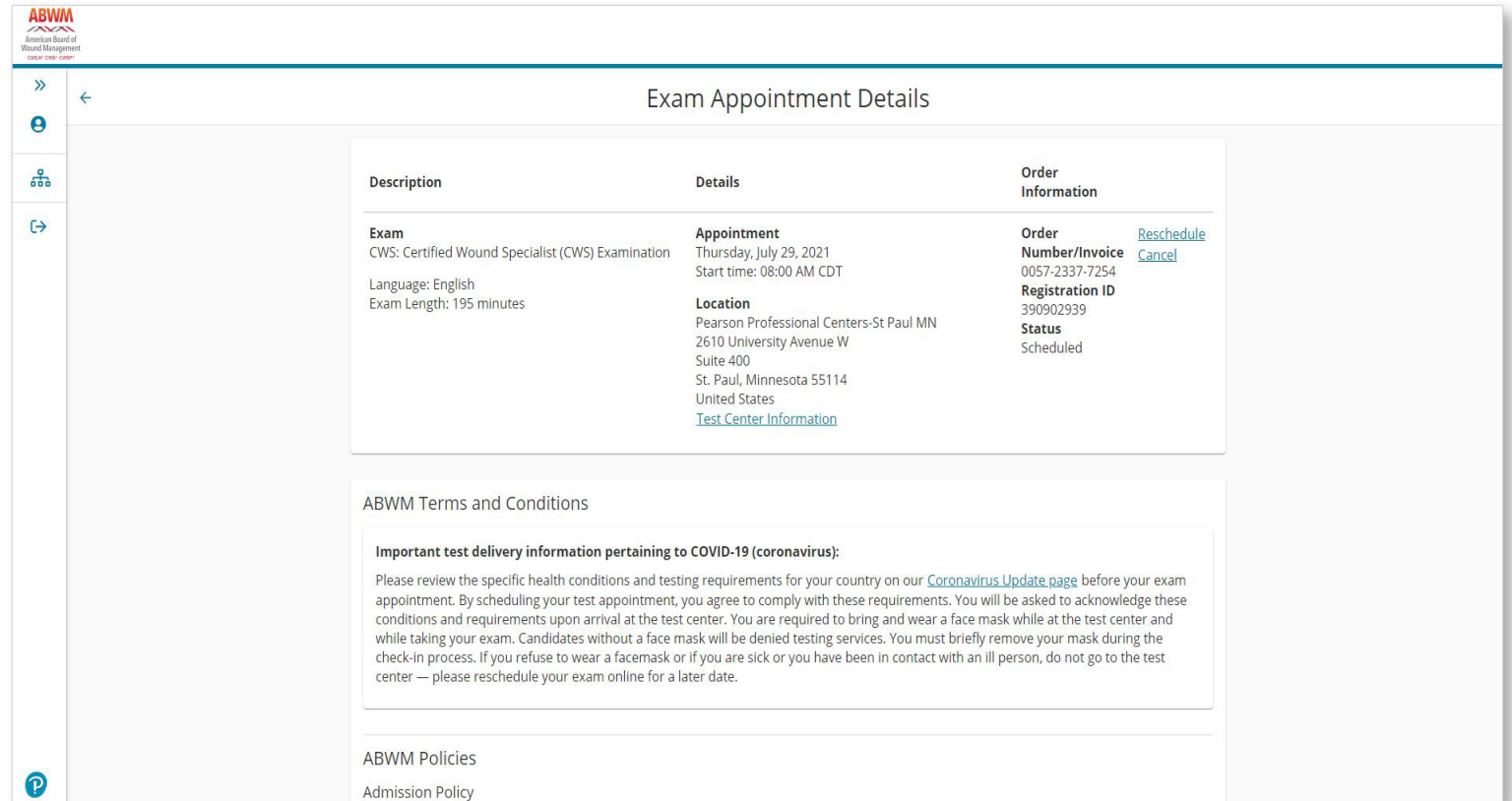
The screenshot displays the ABWM user dashboard. At the top left is the ABWM logo. The main heading is "Dashboard". A green-bordered box at the top center contains the message: "You have successfully scheduled your exam." Below this, there are three main sections:

- Upcoming Appointments:** Shows a date "Thursday, July 29, 2021" and a link for "CWS: Certified Wound Specialist (CWS) Examination".
- ABWM Exams:** Under the heading "Pre-approved Exams", it states "You do not have any pre-approved exams at this time."
- My Account:** A list of links: "My Profile", "Account Sign In", "Preferences", "Exam History", and "View Score Reports".

At the bottom of the dashboard, there are links for "Terms", "Privacy", and "Contact", along with a copyright notice: "Copyright © 1996-2021 Pearson Education, Inc. or its affiliate(s). All rights reserved."

Schedule an exam

Click on the test name to review the details of your scheduled appointment. You will receive a confirmation email from Pearson VUE with date, location details, and directions.



The screenshot shows the 'Exam Appointment Details' page. It features a table with three columns: Description, Details, and Order Information. The Description column contains the exam name and language. The Details column contains the appointment date, start time, and location. The Order Information column contains the order number, registration ID, and status. Below the table, there is a section for 'ABWM Terms and Conditions' with a warning about COVID-19, and a section for 'ABWM Policies' with a link to the admission policy.

Description	Details	Order Information
Exam CWS: Certified Wound Specialist (CWS) Examination Language: English Exam Length: 195 minutes	Appointment Thursday, July 29, 2021 Start time: 08:00 AM CDT Location Pearson Professional Centers-St Paul MN 2610 University Avenue W Suite 400 St. Paul, Minnesota 55114 United States Test Center Information	Order Number/Invoice Reschedule 0057-2337-7254 Cancel Registration ID 390902939 Status Scheduled

ABWM Terms and Conditions

Important test delivery information pertaining to COVID-19 (coronavirus):
Please review the specific health conditions and testing requirements for your country on our [Coronavirus Update page](#) before your exam appointment. By scheduling your test appointment, you agree to comply with these requirements. You will be asked to acknowledge these conditions and requirements upon arrival at the test center. You are required to bring and wear a face mask while at the test center and while taking your exam. Candidates without a face mask will be denied testing services. You must briefly remove your mask during the check-in process. If you refuse to wear a facemask or if you are sick or you have been in contact with an ill person, do not go to the test center — please reschedule your exam online for a later date.

ABWM Policies
[Admission Policy](#)

Reschedule an exam

Sign in and go to your exam appointment details. Click on reschedule.

(Pearson VUE has a 48-hour cancellation policy.)

Exam Appointment Details

Description	Details	Order Information
Exam CWS: Certified Wound Specialist (CWS) Examination Language: English Exam Length: 195 minutes	Appointment Thursday, July 29, 2021 Start time: 08:00 AM CDT Location Pearson Professional Centers-St Paul MN 2610 University Avenue W Suite 400 St. Paul, Minnesota 55114 United States Test Center Information	Order Number/Invoice Reschedule 0057-2276-5182 Cancel Registration ID 390869649 Status Scheduled

ABWM Terms and Conditions

Important test delivery information pertaining to COVID-19 (coronavirus):
Please review the specific health conditions and testing requirements for your country on our [Coronavirus Update page](#) before your exam appointment. By scheduling your test appointment, you agree to comply with these requirements. You will be asked to acknowledge these conditions and requirements upon arrival at the test center. You are required to bring and wear a face mask while at the test center and while taking your exam. Candidates without a face mask will be denied testing services. You must briefly remove your mask during the check-in process. If you refuse to wear a facemask or if you are sick or you have been in contact with an ill person, do not go to the test center — please reschedule your exam online for a later date.

ABWM Policies
Admission Policy

Reschedule an exam

Change the test center and/or select a new date.

The screenshot shows the 'Find a new appointment' page for a CWS: Certified Wound Specialist (CWS) Examination. The page includes a sidebar with navigation icons, a header with the ABWM logo, and a main content area. The main content area features a 'Helpful hints' box, a 'Pearson Professional Centers-St Paul MN' section with a 'Change Test Centers' link, a 'Select Date' section with a calendar for July 2021, and a 'Cancel' button at the bottom.

Helpful hints:

- When you select your appointment time, double-check the time format and time zone to avoid confusion, as some exams support delivery nearly 24 hours a day. For example, depending on the time format you prefer, note whether you have chosen an early morning (01:00 AM) or midday (13:00 or 1:00 PM) appointment.
- Time format and time zone display use default settings but can be adjusted to your personal preference.

Pearson Professional Centers-St Paul MN
2610 University Avenue W
Suite 400
St. Paul, Minnesota 55114
United States

[Change Test Centers](#)

Select Date
[Why can't I find an available appointment?](#)

July 2021

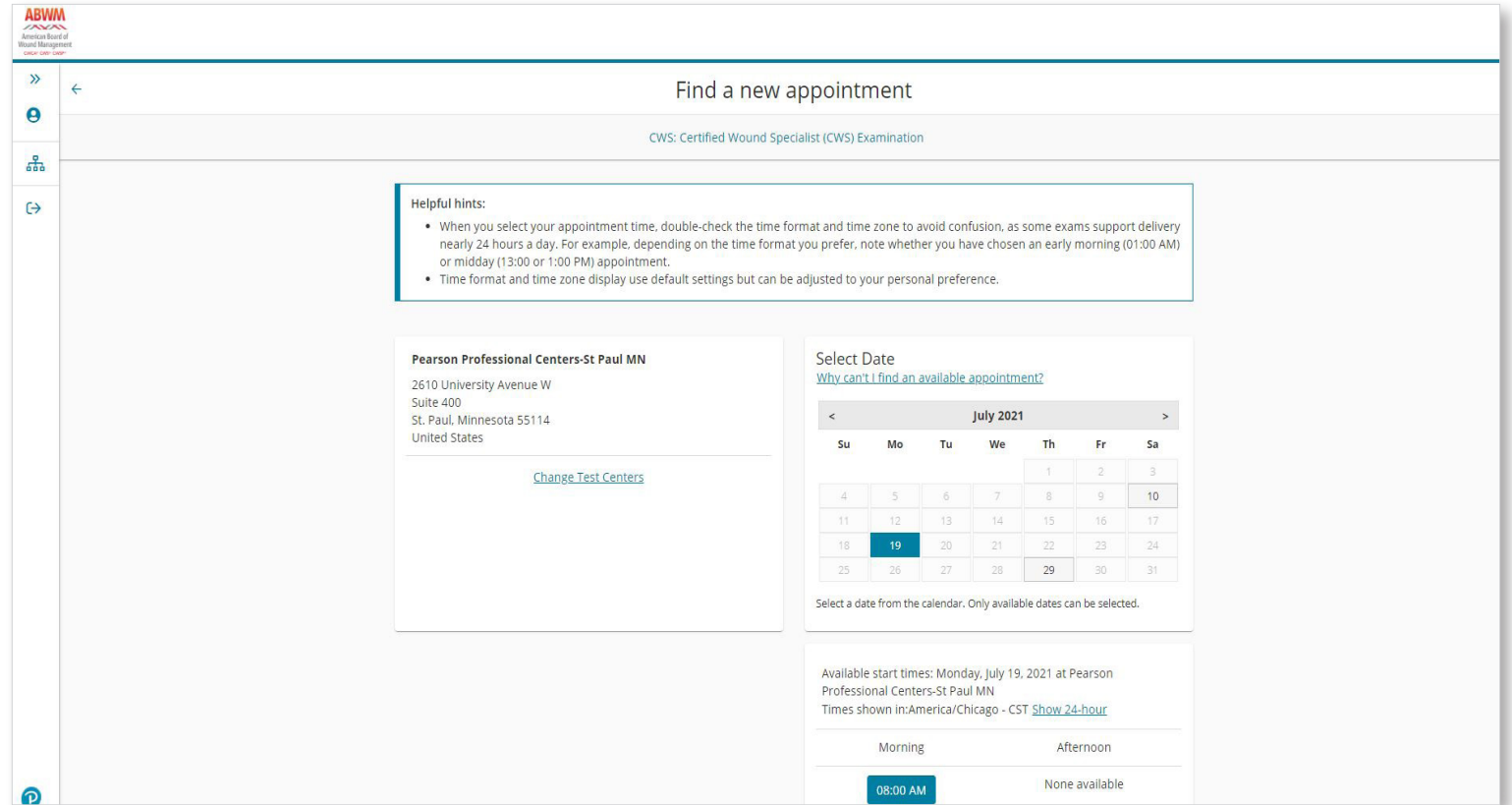
Su	Mo	Tu	We	Th	Fr	Sa
				1	2	3
4	5	6	7	8	9	10
11	12	13	14	15	16	17
18	19	20	21	22	23	24
25	26	27	28	29	30	31

Select a date from the calendar. Only available dates can be selected.

Cancel

Reschedule an exam

Choose a new time.



Find a new appointment
CWS: Certified Wound Specialist (CWS) Examination

Helpful hints:

- When you select your appointment time, double-check the time format and time zone to avoid confusion, as some exams support delivery nearly 24 hours a day. For example, depending on the time format you prefer, note whether you have chosen an early morning (01:00 AM) or midday (13:00 or 1:00 PM) appointment.
- Time format and time zone display use default settings but can be adjusted to your personal preference.

Pearson Professional Centers-St Paul MN
2610 University Avenue W
Suite 400
St. Paul, Minnesota 55114
United States

[Change Test Centers](#)

Select Date
[Why can't I find an available appointment?](#)

July 2021						
Su	Mo	Tu	We	Th	Fr	Sa
				1	2	3
4	5	6	7	8	9	10
11	12	13	14	15	16	17
18	19	20	21	22	23	24
25	26	27	28	29	30	31

Select a date from the calendar. Only available dates can be selected.

Available start times: Monday, July 19, 2021 at Pearson Professional Centers-St Paul MN
Times shown in: America/Chicago - CST [Show 24-hour](#)

Morning Afternoon

08:00 AM None available

Reschedule an exam

Review new
appointment details
and proceed to
checkout.

The screenshot shows the 'Cart' page on the ABWM website. At the top, it displays the 'Original Appointment' for Thursday, July 29, 2021, at 08:00 AM CDT at Pearson Professional Centers-St Paul MN. Below this, a message prompts the user to 'Review and confirm' contact information. The main content is divided into two columns: 'Description' and 'Details'. The 'Description' column lists the exam as 'CWS: Certified Wound Specialist: (CWS) Examination', in English, with a 195-minute duration. The 'Details' column shows the 'New Appointment' for Thursday, August 19, 2021, at 08:00 AM CDT, with links to 'Change Appointment' and 'Change Test Center'. The location is listed as Pearson Professional Centers-St Paul MN, 2610 University Avenue W, Suite 400, St. Paul, Minnesota 55114, United States. Below this, a 'Confirm contact information' section includes a warning that the name must match the ID, a name field with 'J Test', and a telephone field with '+1 999-999-9999' and an 'Edit' button. A 'Proceed to Checkout' button is located at the bottom right of the page.

Cart

Original Appointment: Thursday, July 29, 2021 Start time: 08:00 AM CDT at Pearson Professional Centers-St Paul MN

[Review and confirm](#) contact information to avoid issues on test day.

Description	Details
Exam CWS: Certified Wound Specialist: (CWS) Examination Language: English Exam Length: 195 minutes	New Appointment Thursday, August 19, 2021 Start time: 08:00 AM CDT Change Appointment Location Pearson Professional Centers-St Paul MN 2610 University Avenue W Suite 400 St. Paul, Minnesota 55114 United States Change Test Center

Confirm contact information

⚠ Your name must exactly match the identification (ID) that is presented at time of testing or you will not be able to take your exam.

Name:
J Test

Telephone:
+1 999-999-9999

Reschedule an exam

Review ABWM policies,
scroll down and click
accept.

Agree to policies

ABWM Policies

Admission Policy

We ask that you arrive at the test center 30 minutes before your scheduled appointment time. This will give you adequate time to complete the necessary sign-in procedures. If you arrive more than 15 minutes late for your appointment, you may be refused admission and the exam fees will be forfeited.

You are required to present two forms of original (no photo copies), valid (unexpired) IDs; one form as a primary ID (government issued with name, photo and signature) and one form as a secondary ID (with name and signature or name and recent recognizable photo). The first and last name that you used to register must match exactly the first and last name on the ID that is presented on test day. All IDs required must be issued by the country in which you are testing. If you do not have the qualifying ID issued from the country you are testing in, an International Travel Passport from your country of citizenship is required, along with a secondary ID. If you have any questions or concerns about the ID you are required to bring with you to the testing center for admittance for your exam please contact Pearson VUE customer Service at <https://home.pearsonvue.com/Contact-Us.aspx>. To view the full ID policy, including any additional allowances to this policy, please visit <http://www.pearsonvue.com/policies/IS.pdf>.

No personal items may be taken into the testing room. This includes all bags, books not authorized by the sponsor, notes, phones, pagers, watches and wallets. A space to store your personal belongings will be provided.

Reschedule Policy

You must contact Pearson VUE or access your online Pearson VUE account to reschedule your exam at least a minimum of 48 hours prior to your appointment. Exams cannot be rescheduled less than 48 hours prior to your appointment. Failure to reschedule in time or failure to appear for your appointment will result in the forfeiture of your exam fee.

Cancellation Policy

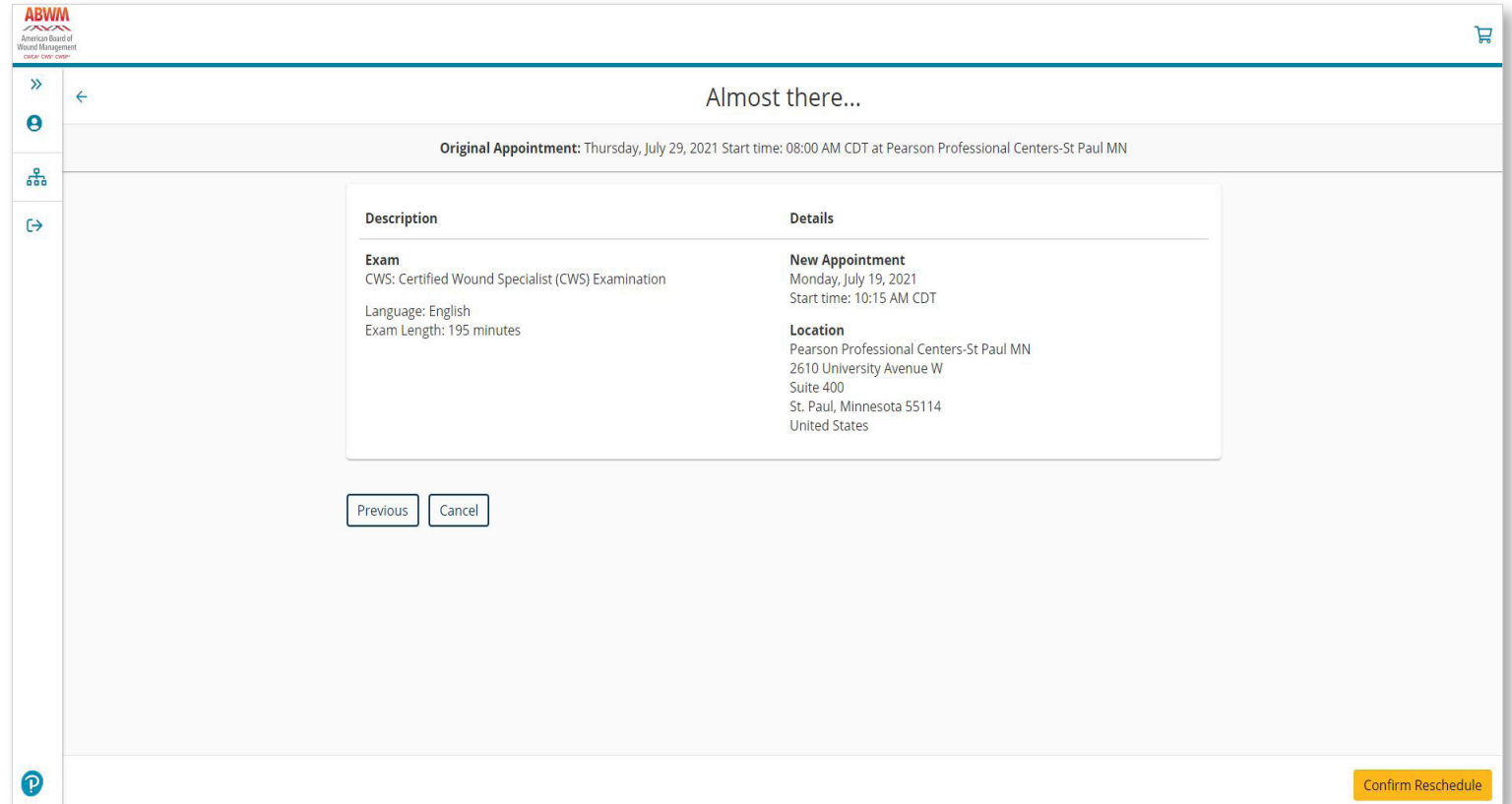
You must contact Pearson VUE or access your online Pearson VUE account to cancel your exam at least a minimum of 48 hours prior to your appointment. Exams cannot be cancelled less than 48 hours prior to your appointment. Failure to cancel in time or failure to appear for your appointment will result in the forfeiture of your exam fee.

Cancel Accept

Proceed to Checkout

Reschedule an exam

Review new appointment details and confirm reschedule.



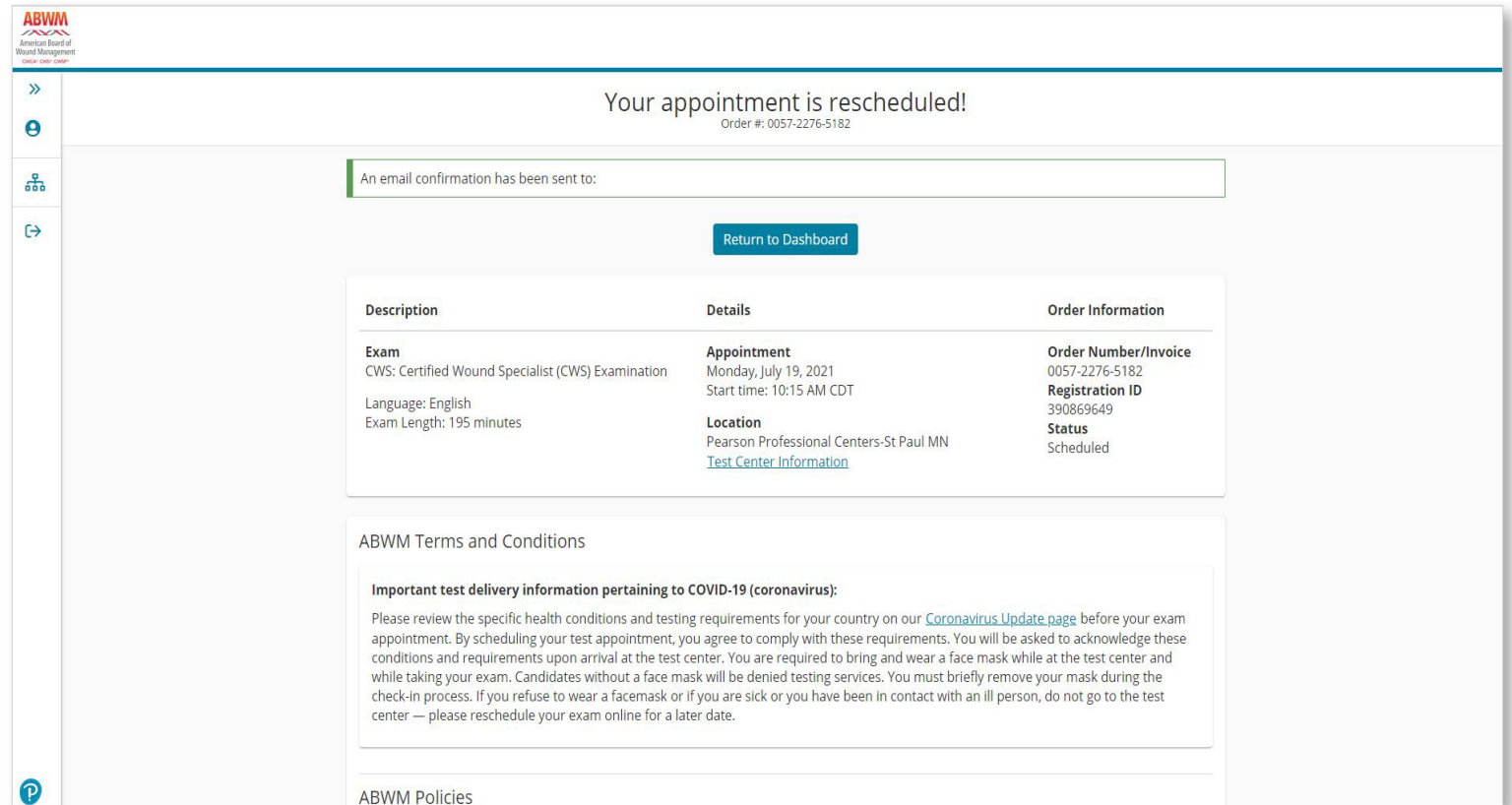
The screenshot shows a mobile application interface for rescheduling an exam. At the top, the text "Almost there..." is displayed. Below this, the "Original Appointment" is listed as "Thursday, July 29, 2021 Start time: 08:00 AM CDT at Pearson Professional Centers-St Paul MN". A central box contains the following details:

Description	Details
Exam CWS: Certified Wound Specialist (CWS) Examination Language: English Exam Length: 195 minutes	New Appointment Monday, July 19, 2021 Start time: 10:15 AM CDT Location Pearson Professional Centers-St Paul MN 2610 University Avenue W Suite 400 St. Paul, Minnesota 55114 United States

Below the details box are two buttons: "Previous" and "Cancel". At the bottom right of the screen, there is a yellow button labeled "Confirm Reschedule".

Reschedule an exam

Your appointment has been rescheduled successfully. You will receive an email confirming the change.



The screenshot shows a confirmation page with the following content:

ABWM
American Board of Wound Management
Since 1989

Your appointment is rescheduled!
Order #: 0057-2276-5182

An email confirmation has been sent to:

[Return to Dashboard](#)

Description	Details	Order Information
Exam CWS: Certified Wound Specialist (CWS) Examination Language: English Exam Length: 195 minutes	Appointment Monday, July 19, 2021 Start time: 10:15 AM CDT Location Pearson Professional Centers-St Paul MN Test Center Information	Order Number/Invoice 0057-2276-5182 Registration ID 390869649 Status Scheduled

ABWM Terms and Conditions

Important test delivery information pertaining to COVID-19 (coronavirus):
Please review the specific health conditions and testing requirements for your country on our [Coronavirus Update page](#) before your exam appointment. By scheduling your test appointment, you agree to comply with these requirements. You will be asked to acknowledge these conditions and requirements upon arrival at the test center. You are required to bring and wear a face mask while at the test center and while taking your exam. Candidates without a face mask will be denied testing services. You must briefly remove your mask during the check-in process. If you refuse to wear a facemask or if you are sick or you have been in contact with an ill person, do not go to the test center — please reschedule your exam online for a later date.

ABWM Policies

Cancel an exam

Sign in and go to your exam appointment details. Click on cancel. (Pearson VUE has a 48-hour cancellation policy.)

The screenshot displays the 'Exam Appointment Details' page on the ABWM website. The page is organized into three main columns: Description, Details, and Order Information.

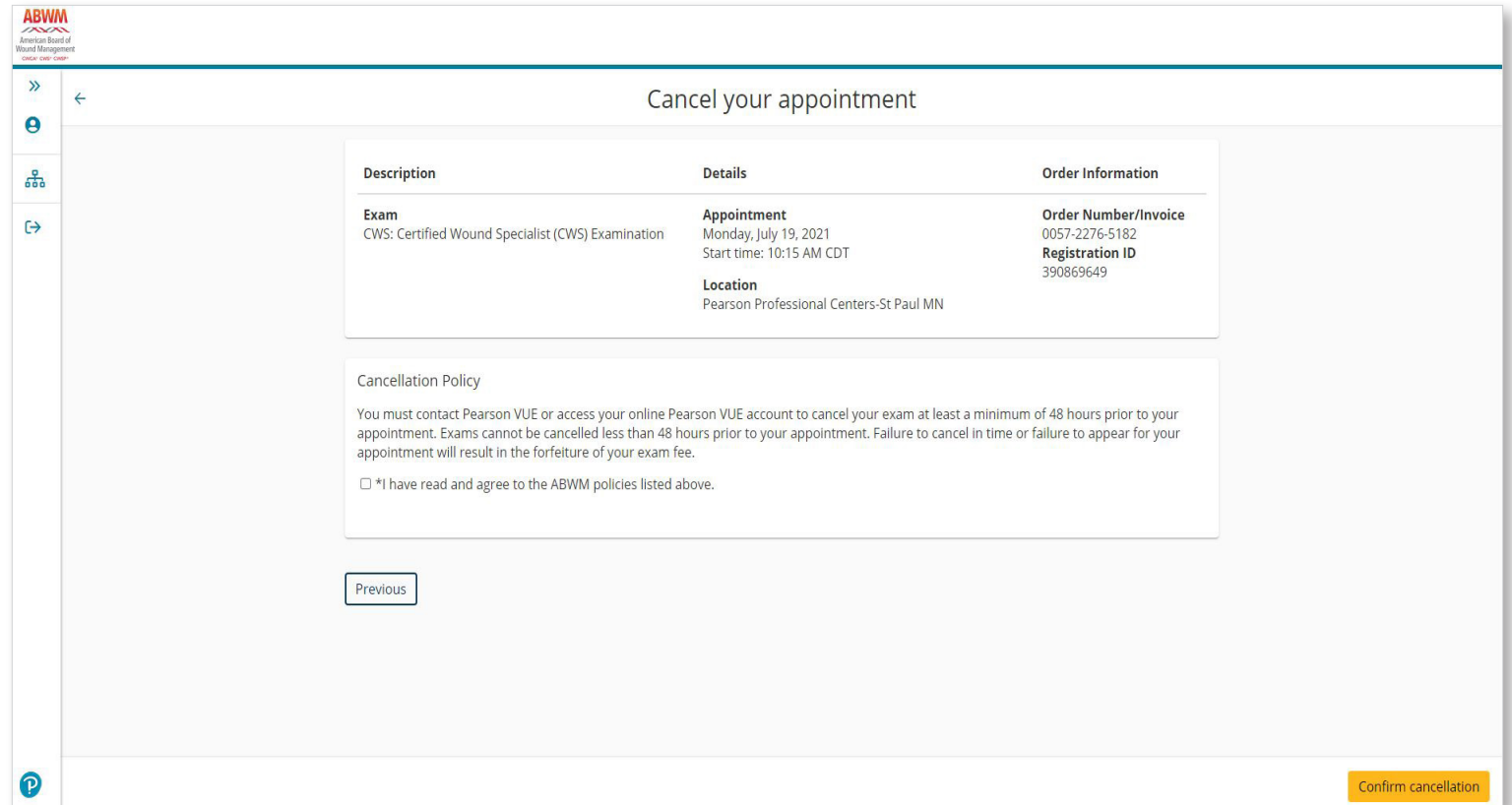
Description	Details	Order Information
Exam CWS: Certified Wound Specialist (CWS) Examination Language: English Exam Length: 195 minutes	Appointment Monday, July 19, 2021 Start time: 10:15 AM CDT Location Pearson Professional Centers-St Paul MN 2610 University Avenue W Suite 400 St. Paul, Minnesota 55114 United States Test Center Information	Order Number/Invoice Reschedule 0057-2276-5182 Cancel Registration ID 390869649 Status Scheduled

Below the table, there is a section for 'ABWM Terms and Conditions' with a sub-section for 'Important test delivery information pertaining to COVID-19 (coronavirus)'. This section contains a paragraph of text regarding health conditions and testing requirements.

At the bottom of the page, there is a section for 'ABWM Policies' with a link to 'Admission Policy'.

Cancel an exam

Agree to the
cancellation policy
then confirm
cancellation.



Cancel your appointment

Description	Details	Order Information
Exam CWS: Certified Wound Specialist (CWS) Examination	Appointment Monday, July 19, 2021 Start time: 10:15 AM CDT Location Pearson Professional Centers-St Paul MN	Order Number/Invoice 0057-2276-5182 Registration ID 390869649

Cancellation Policy

You must contact Pearson VUE or access your online Pearson VUE account to cancel your exam at least a minimum of 48 hours prior to your appointment. Exams cannot be cancelled less than 48 hours prior to your appointment. Failure to cancel in time or failure to appear for your appointment will result in the forfeiture of your exam fee.

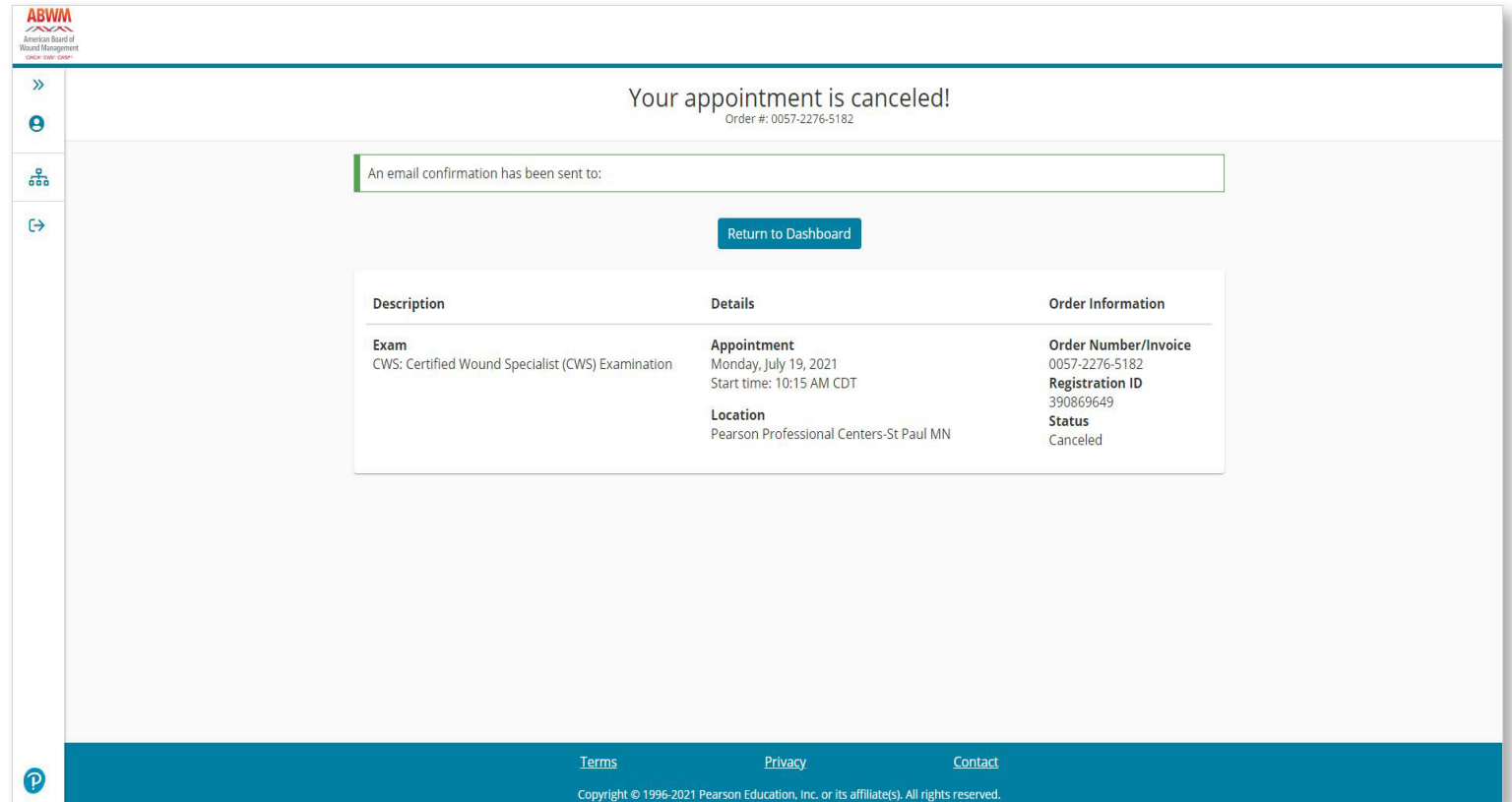
*I have read and agree to the ABWM policies listed above.

[Previous](#)

[Confirm cancellation](#)

Cancel an exam

Your appointment has been canceled. Note the status is canceled in the bottom right hand.



The screenshot shows a web page with a blue header and a white main content area. The header contains the ABWM logo and navigation icons. The main content area features a large heading "Your appointment is canceled!" with the order number "0057-2276-5182" below it. A green message box states "An email confirmation has been sent to:". Below this is a blue "Return to Dashboard" button. A table provides details about the exam, including the description, appointment date and time, location, and order information.

Description	Details	Order Information
Exam CWS: Certified Wound Specialist (CWS) Examination	Appointment Monday, July 19, 2021 Start time: 10:15 AM CDT Location Pearson Professional Centers-St Paul MN	Order Number/Invoice 0057-2276-5182 Registration ID 390869649 Status Canceled

Terms Privacy Contact

Copyright © 1996-2021 Pearson Education, Inc. or its affiliate(s). All rights reserved.

Complete your profile via mobile

To complete your Pearson VUE web account profile, go to PearsonVUE.com/ABWM and click create a web account button. Enter your first name, last name, and your ABWM ID.

11:14
Outlook
wsr.pearsonvue.com

ABWM
American Board of Wound Management
CWCA® CWS® CWSR®

ABWM - Create a Web Account: Step 1

1 of 3

All fields are required.
Enter information on this page in the Roman alphabet.
(Alphanumeric)

[Returning users, please sign in.](#)

New users, please sign up for a web account

You will need your ABWM ID to complete the sign up process.

* First Name / Given Name:

* Last Name / Surname / Family Name:

3:58
Outlook
wsr.pearsonvue.com

* First Name / Given Name:

* Last Name / Surname / Family Name:

* ABWM ID:
[What is this?](#)

Next

Our secure website encrypts your personal information so that it cannot be read by unauthorized Internet users.

This website is best experienced using Microsoft Internet Explorer (IE) version 9 and above, Google Chrome version 30 and above, Safari version 7 and above or Mozilla Firefox version 26 and above. Please do not use the back button to navigate the site.

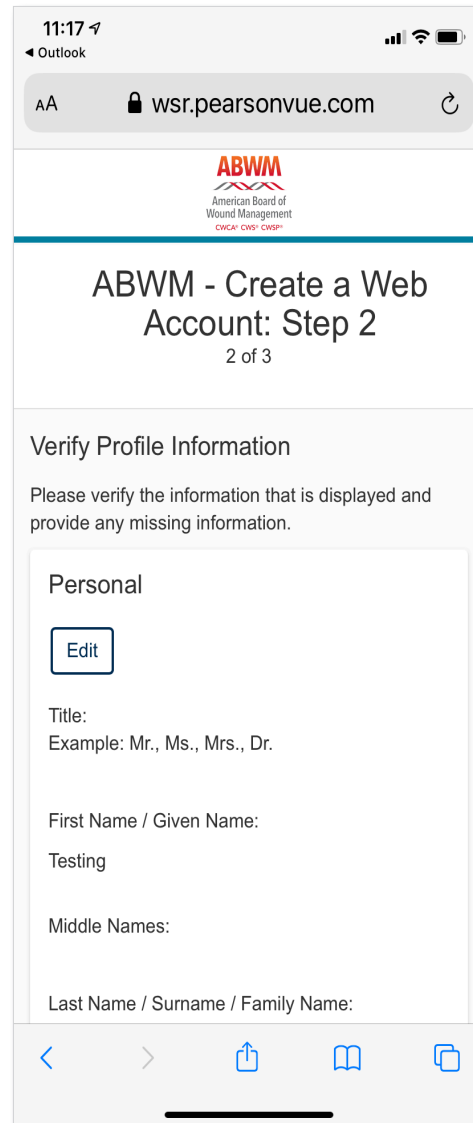
For your security, please remember to sign out of your account and close your browser when you finish your session.

[Terms](#) [Privacy](#) [Contact](#)

Copyright © 1996-2021 Pearson Education, Inc. or its affiliate(s). All rights reserved.

Complete your profile via mobile

Verify all fields and edit any incorrect or missing information and complete your profile. Please ensure your name matches the ID that you will bring to the testing center.



11:17
Outlook
wsr.pearsonvue.com

ABWM
American Board of
Wound Management
CWCA® CWS® CWSP®

ABWM - Create a Web Account: Step 2

2 of 3

Verify Profile Information

Please verify the information that is displayed and provide any missing information.

Personal

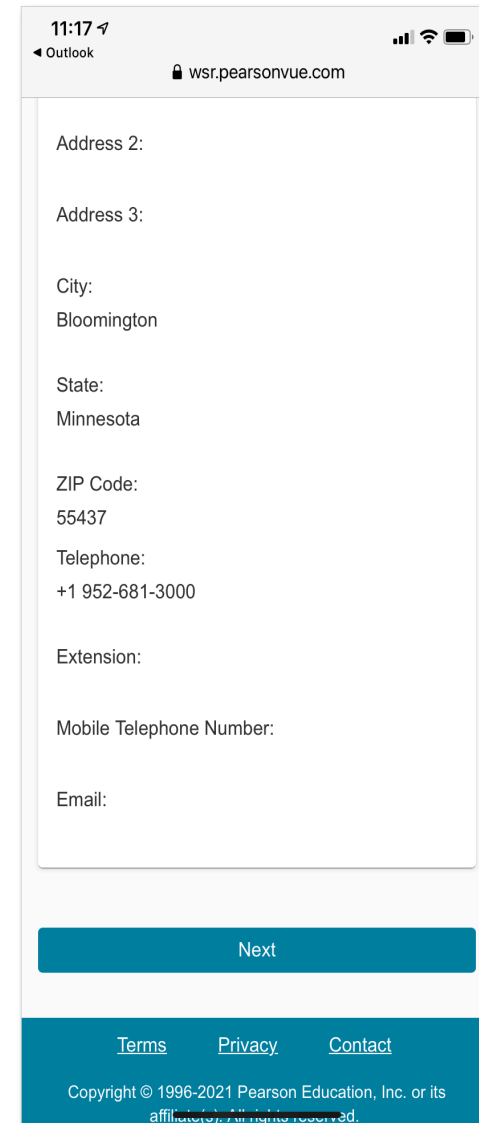
[Edit](#)

Title:
Example: Mr., Ms., Mrs., Dr.

First Name / Given Name:
Testing

Middle Names:

Last Name / Surname / Family Name:



11:17
Outlook
wsr.pearsonvue.com

Address 2:

Address 3:

City:
Bloomington

State:
Minnesota

ZIP Code:
55437

Telephone:
+1 952-681-3000

Extension:

Mobile Telephone Number:

Email:

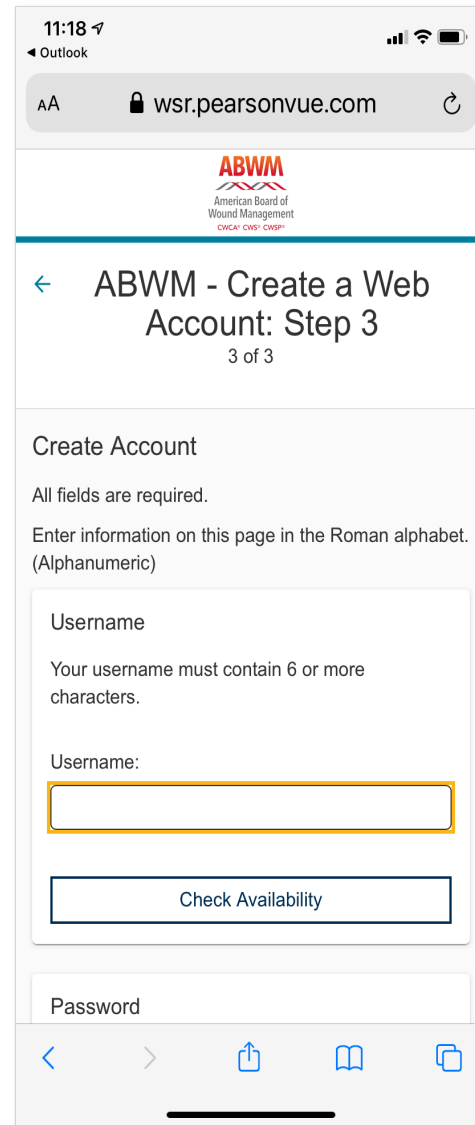
[Next](#)

[Terms](#) [Privacy](#) [Contact](#)

Copyright © 1996-2021 Pearson Education, Inc. or its affiliate(s). All rights reserved.

Complete your profile via mobile

Create a username, password, and answer the security questions to complete your profile. Click finish to complete.



11:18 Outlook
wsr.pearsonvue.com

ABWM
American Board of
Wound Management
CWCA® CWS® CWSR®

← ABWM - Create a Web Account: Step 3
3 of 3

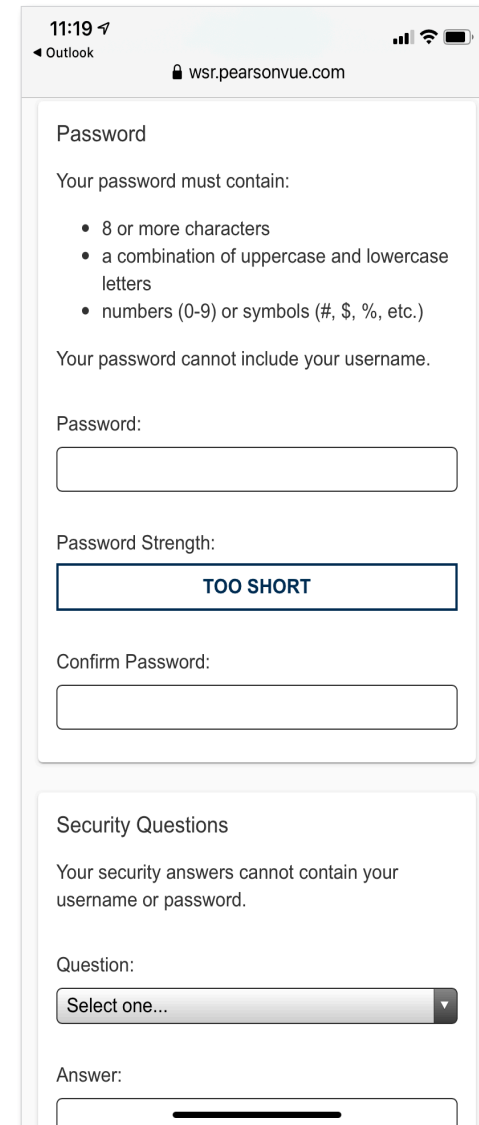
Create Account
All fields are required.
Enter information on this page in the Roman alphabet.
(Alphanumeric)

Username
Your username must contain 6 or more characters.

Username:

Check Availability

Password



11:19 Outlook
wsr.pearsonvue.com

Password
Your password must contain:

- 8 or more characters
- a combination of uppercase and lowercase letters
- numbers (0-9) or symbols (#, \$, %, etc.)

Your password cannot include your username.

Password:

Password Strength:
TOO SHORT

Confirm Password:

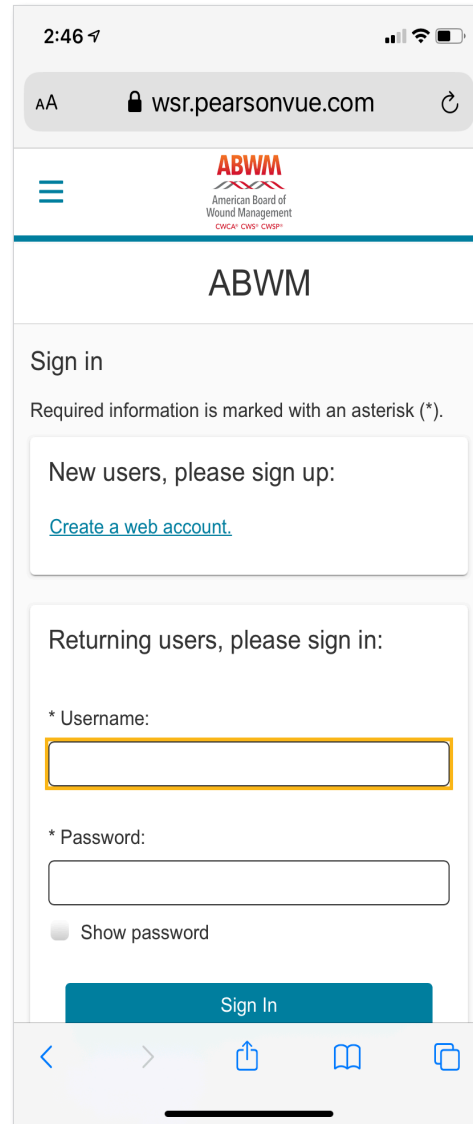
Security Questions
Your security answers cannot contain your username or password.

Question:
Select one...

Answer:

Schedule an exam via mobile

Sign in or go to the dashboard if already signed in. The dashboard will list the exams you have been authorized to test for. Click on the exam you wish to schedule.



2:46

AA wsr.pearsonvue.com

ABWM
American Board of
Wound Management
CWCA® CWS® CWSP®

ABWM

Sign in

Required information is marked with an asterisk (*).

New users, please sign up:
[Create a web account.](#)

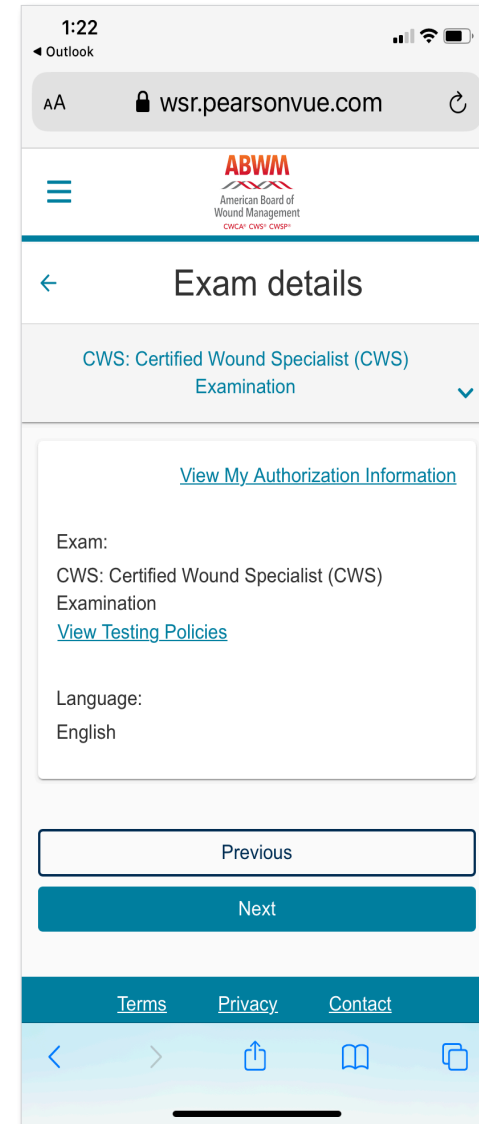
Returning users, please sign in:

* Username:

* Password:

Show password

Sign In



1:22

Outlook

AA wsr.pearsonvue.com

ABWM
American Board of
Wound Management
CWCA® CWS® CWSP®

Exam details

CWS: Certified Wound Specialist (CWS)
Examination

[View My Authorization Information](#)

Exam:
CWS: Certified Wound Specialist (CWS)
Examination
[View Testing Policies](#)

Language:
English

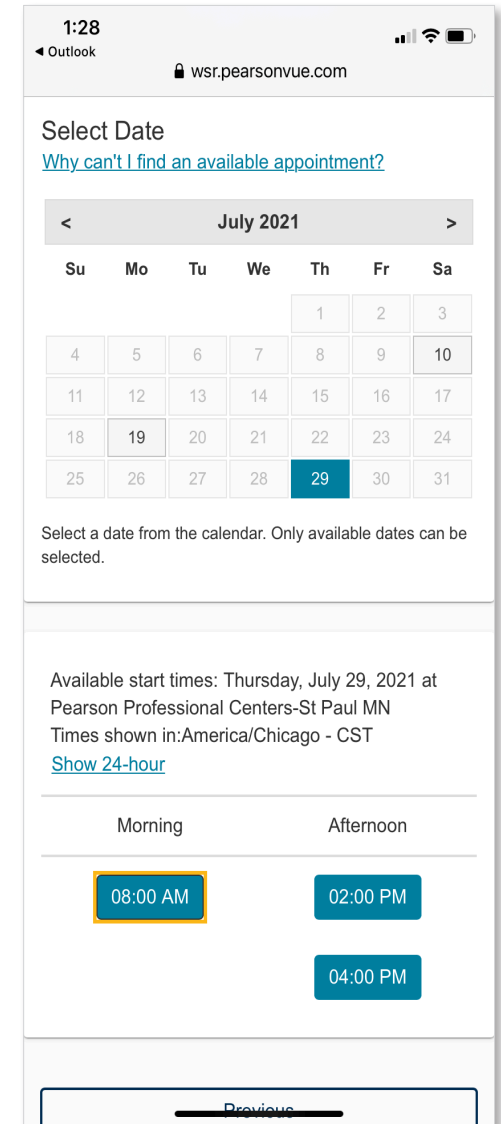
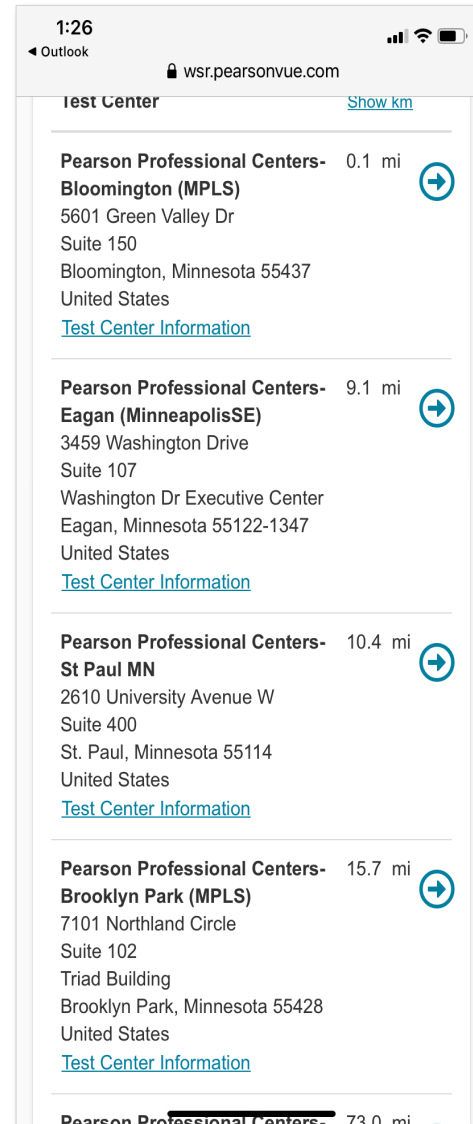
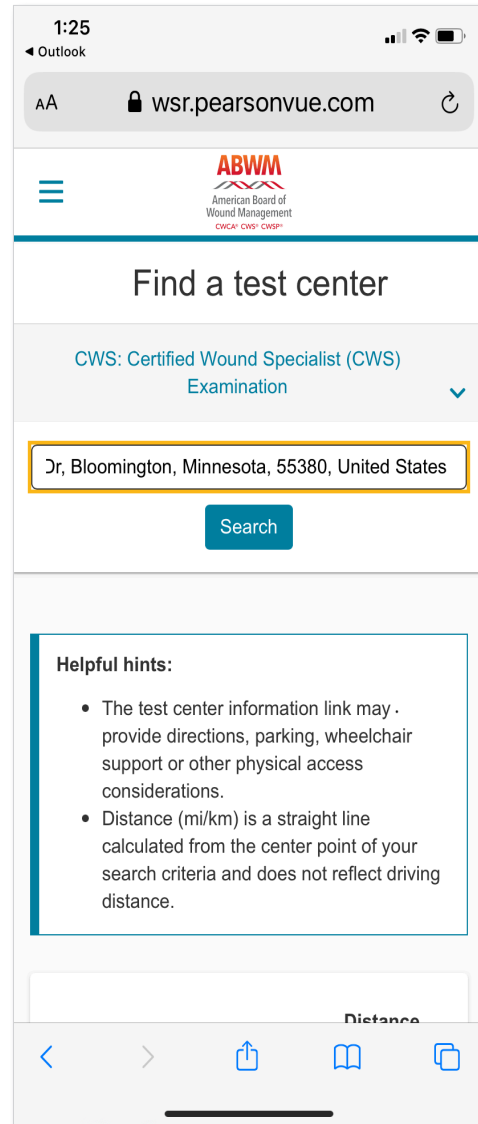
Previous

Next

Terms Privacy Contact

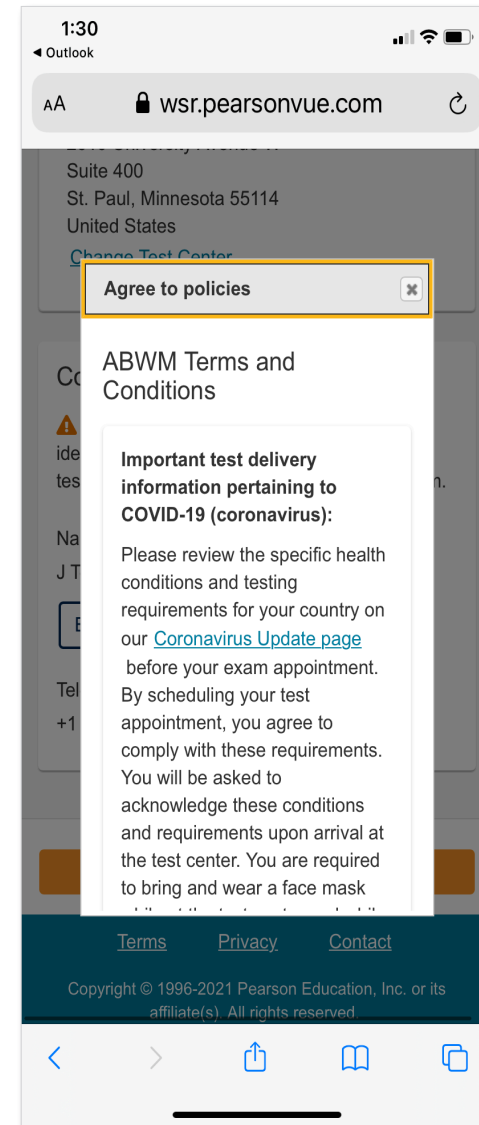
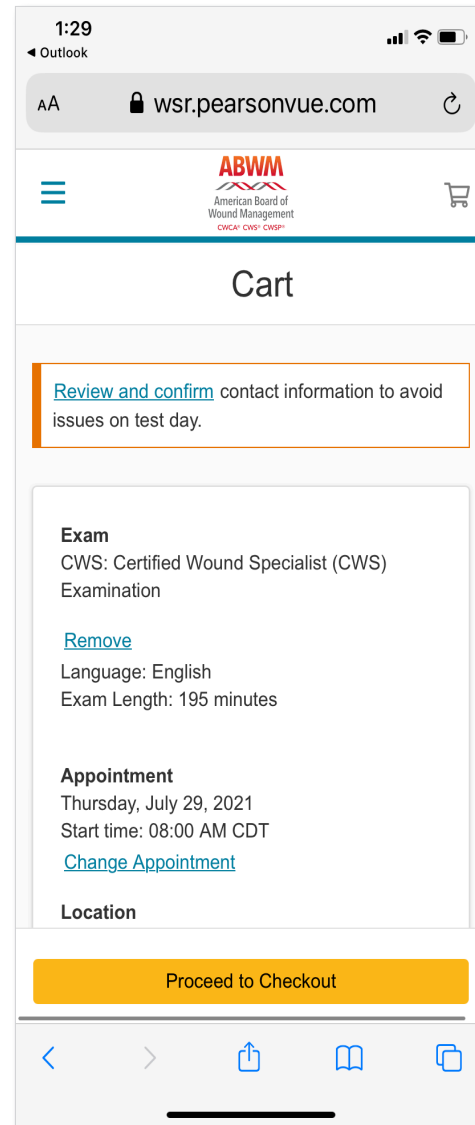
Schedule an exam via mobile

Choose your test center, date, and appointment time.



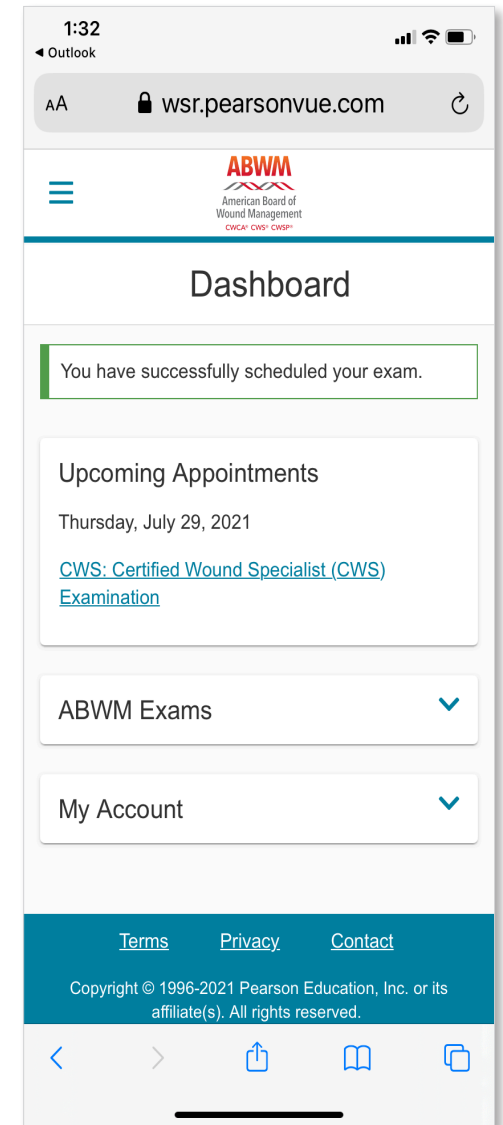
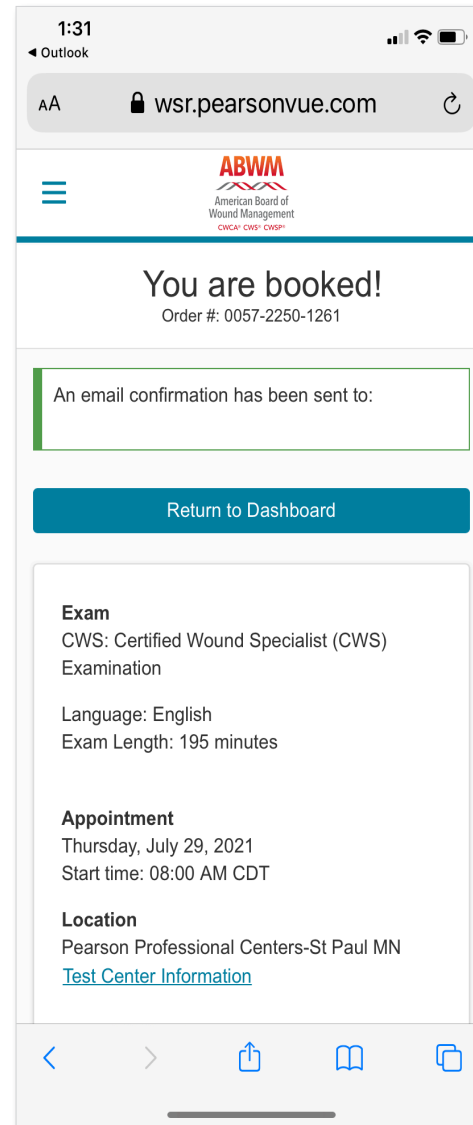
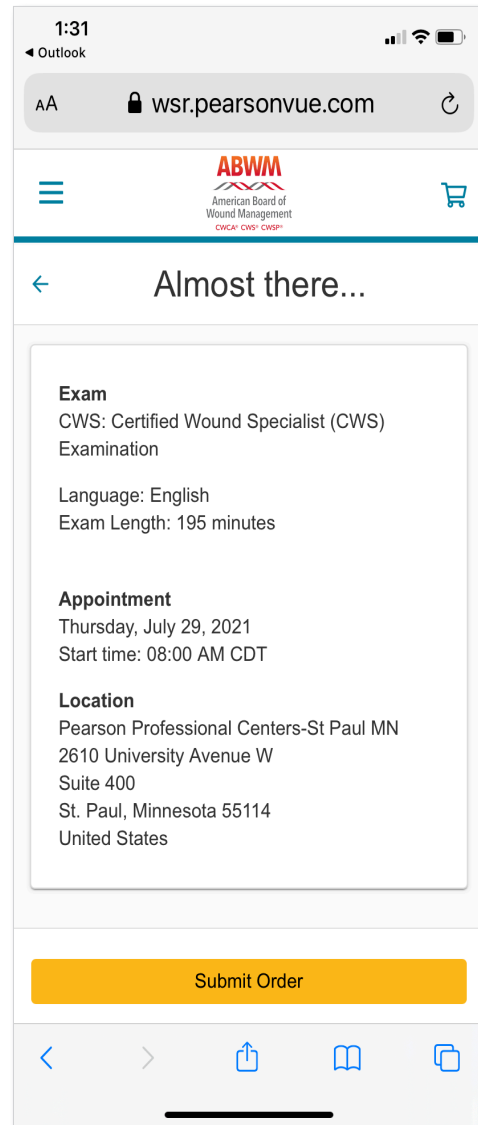
Schedule an exam via mobile

Review your cart and proceed to check out. Accept ABWM policies.



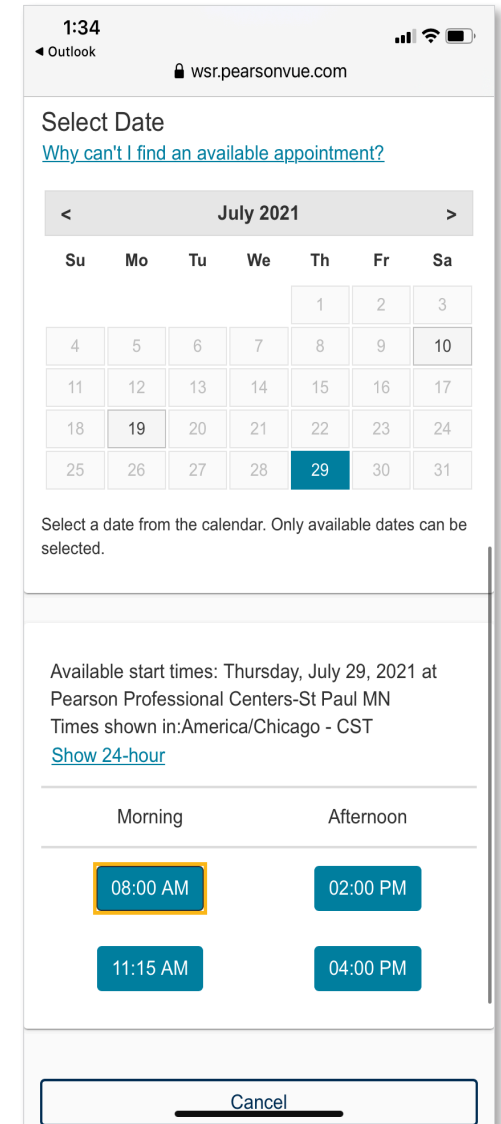
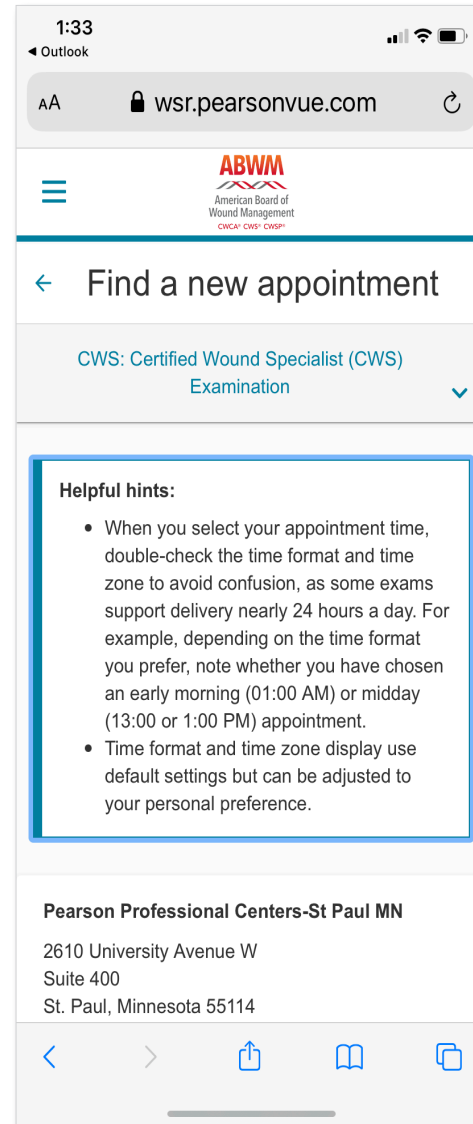
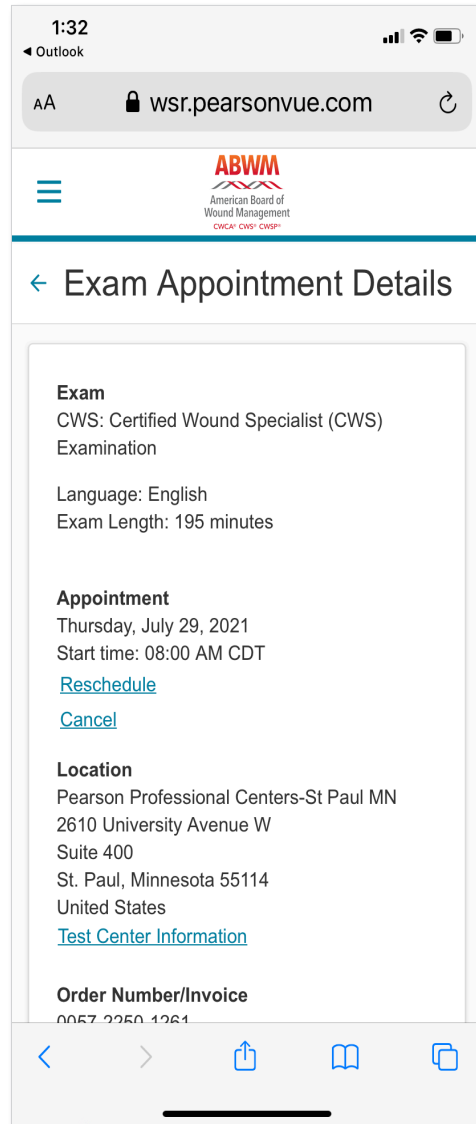
Schedule an exam via mobile

Review your exam information and submit order. Once your exam is successfully booked, return to dashboard to view your exam appointment information and upcoming appointment.



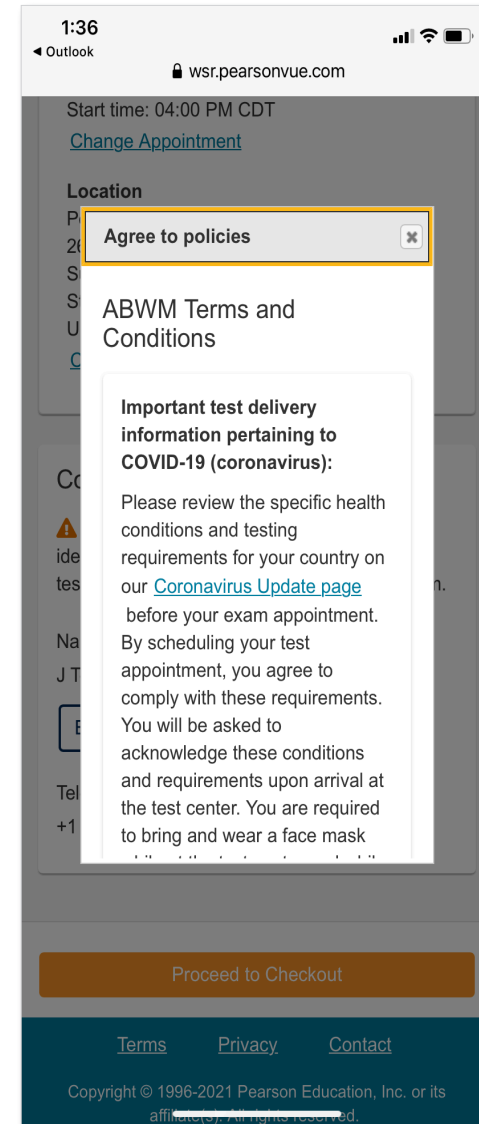
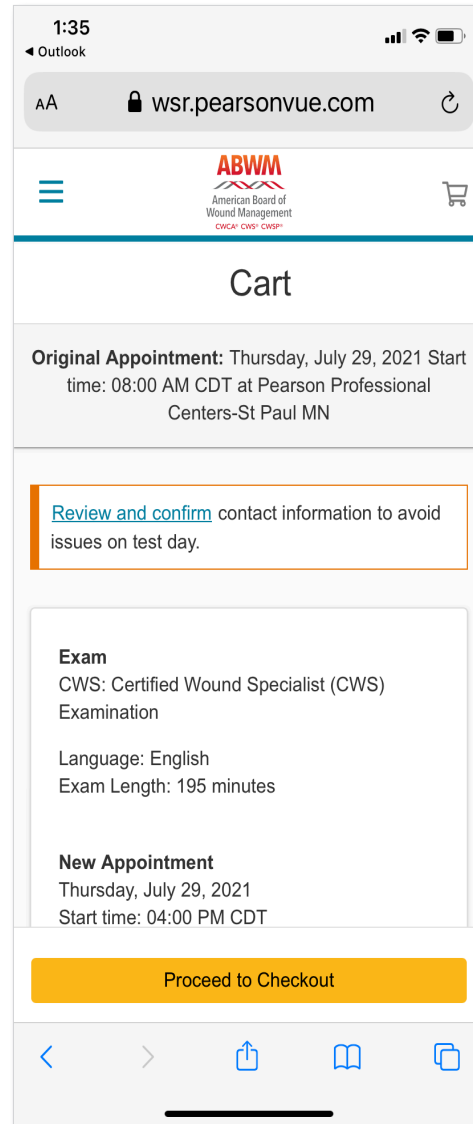
Reschedule an exam via mobile

Sign in and go to your exam appointment details. Choose reschedule. Change the test center, date and/or time for your exam.
(Pearson VUE has a 48-hour cancellation policy.)



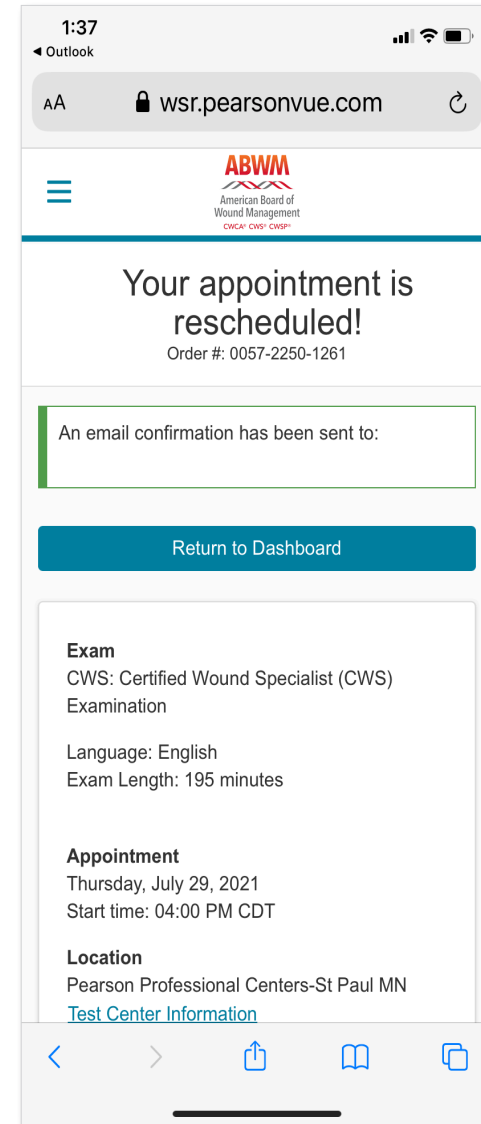
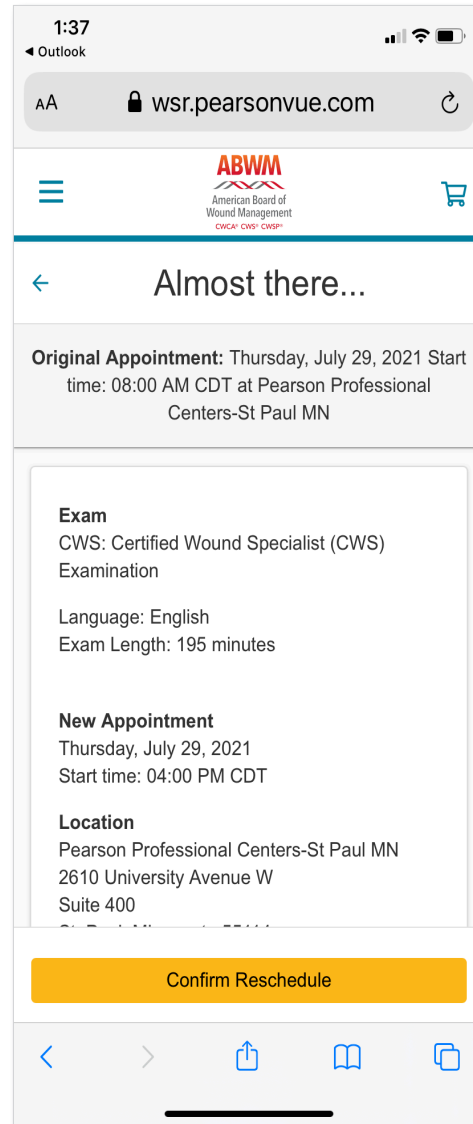
Reschedule an exam via mobile

Review your cart and proceed to check out. Accept ABWM policies.



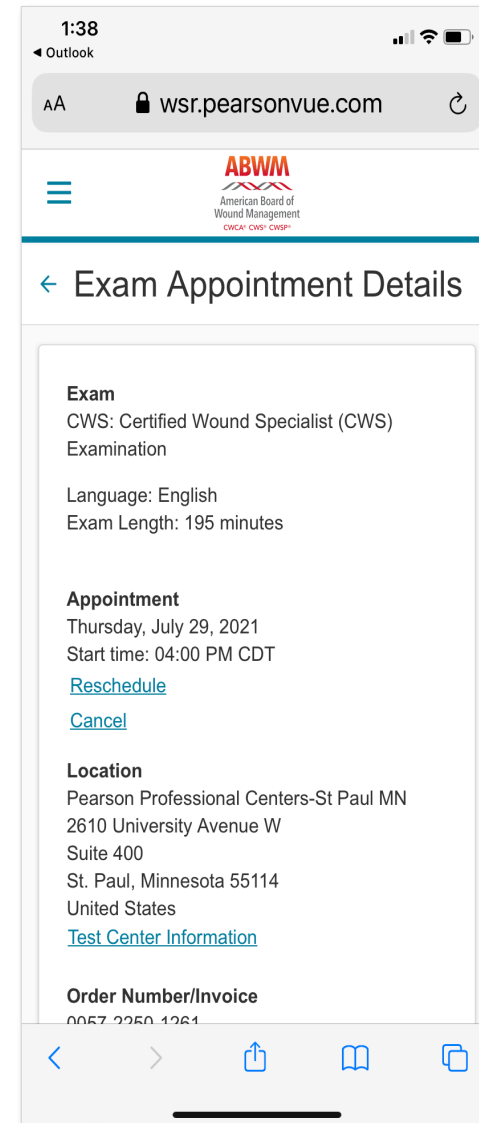
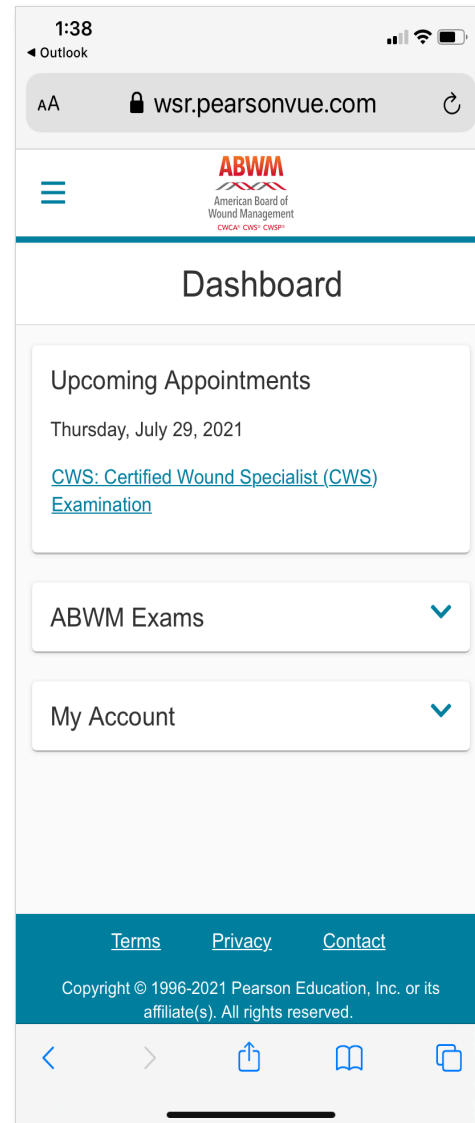
Reschedule an exam via mobile

Confirm the rescheduled information. Your appointment is rescheduled. You will receive an email confirming the change.



Cancel an exam via mobile

Sign in and go to your exam appointment details. Click cancel.



Cancel an exam via mobile

Scroll down and accept the cancellation policy. Click confirm cancellation. Your appointment has been canceled. Notice the status is now canceled.

(Pearson VUE has a 48-hour cancellation policy.)

