

# Huawei Certification Written Exam Guide



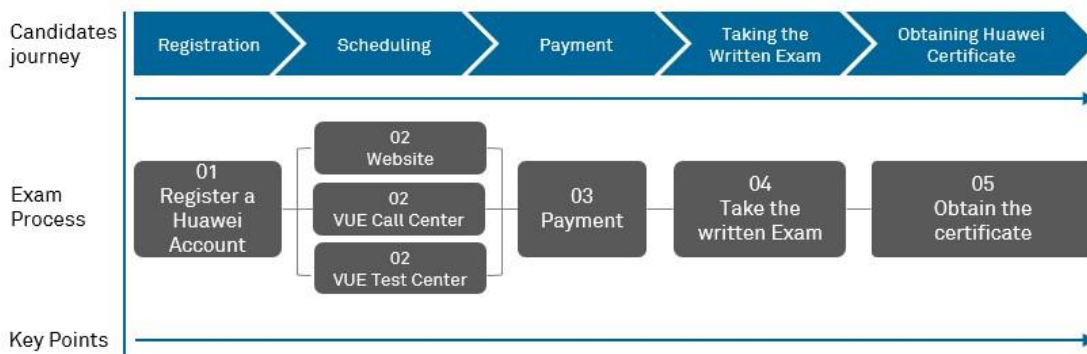
HUAWEI TECHNOLOGIES CO., LTD.

---

## Contents

<b>1 Overview of Huawei Certification Written Exam Guide .....</b>	<b>3</b>
<b>2 Registering a Huawei Account.....</b>	<b>3</b>
2.1 Registering a Huawei Account.....	3
2.2 FAQs About Huawei Accounts/Passwords.....	4
<b>3 Scheduling a Huawei Certification Written Exam .....</b>	<b>4</b>
3.1 Scheduling an Exam on Websites.....	5
3.2 Scheduling an Exam at the Pearson VUE Customer Service Center .....	17
3.3 Scheduling an Exam at the Pearson VUE Test Center.....	17
3.4 Re-scheduling/Cancellation.....	17
<b>4 Paying the Written Exam Fee .....</b>	<b>19</b>
<b>5 Taking the Written Exam.....</b>	<b>19</b>
5.1 Introduction to the Written Exam Process .....	19
5.2 Admission Rules for Written Exam .....	19
5.3 Troubleshooting.....	19
<b>6 Obtaining Huawei Technical Certificate .....</b>	<b>20</b>
6.1 Obtaining an e-Cert .....	20
6.2 Obtaining the HCIE Package .....	21
<b>7 Huawei Certification Examination Score/Certificate Management .....</b>	<b>23</b>
7.1 Associating Huawei Certification Records .....	25

# 1 Overview of Huawei Certification Written Exam Guide



## 1. [Registration \(Skip This Step If You Have a Huawei Account.\)](#)

Visit Huawei official website and register an account.

## 2. [Scheduling](#)

Before scheduling a written exam, visit the Pearson VUE website to create your personal profiles. For details, click [Scheduling an Exam on Websites](#).

A candidate can schedule an exam in any of the following three ways:

- (1) Website: Visit the Pearson VUE website to schedule an exam.
- (2) Call Center: Contact the Pearson VUE Call Center.
- (3) Test Center: Visit your nearest Pearson VUE test center.

## 3. [Payment](#)

You can pay the exam fees by credit card, cash, or exam voucher.

Voucher: You can obtain written exam vouchers from Huawei training partners.

## 4. [Taking the Written Exam](#)

After you have successfully scheduled an exam, you must go to the test center to take the exam at the specific time. After you finish the exam, the test center will give scores on site.

## 5. [Obtaining Huawei Certificate](#)

If you have passed Huawei certification, you will receive an email notification of "e-Cert Download" sent by Huawei within one working day after completing the exam. You can download the e-Cert by following the instructions in the email or on [Huawei website](#).

## 2 Registering a Huawei Account

### 2.1 Registering a Huawei Account

1. Visit Huawei website. After the [login and application](#) page is displayed, enter information as prompted and submit the information, as shown in the following figure.

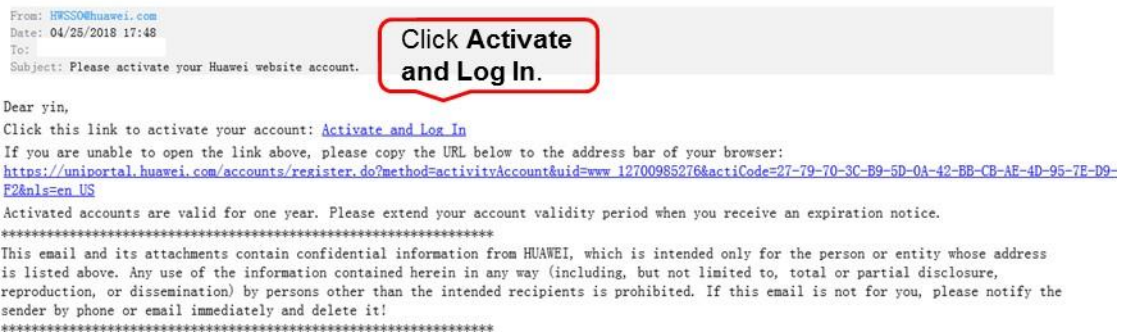
---

#### NOTE

*Please creating an account with email.*

When creating an account, use your real name, which must be the same as that on your certificates.

2. Activate the account. After your information is submitted, the system automatically sends an activation link to your mailbox specified during registration.



3. **Supplement personal information and submit the case**

## 2.2 FAQs About Huawei Accounts/Passwords

For more FAQs about Huawei accounts and passwords, visit the Huawei Website [Account Help Directory](#).

## 3 Scheduling a Huawei Certification Written Exam

Before registration and exam scheduling, you need to visit the Pearson VUE website to create personal profiles. For details, click How to Schedule an Exam on the Pearson VUE Website.

### 3.1 Scheduling an Exam on Websites

1. You can schedule an exam on Huawei website or the Pearson VUE website.

---

 **NOTE**

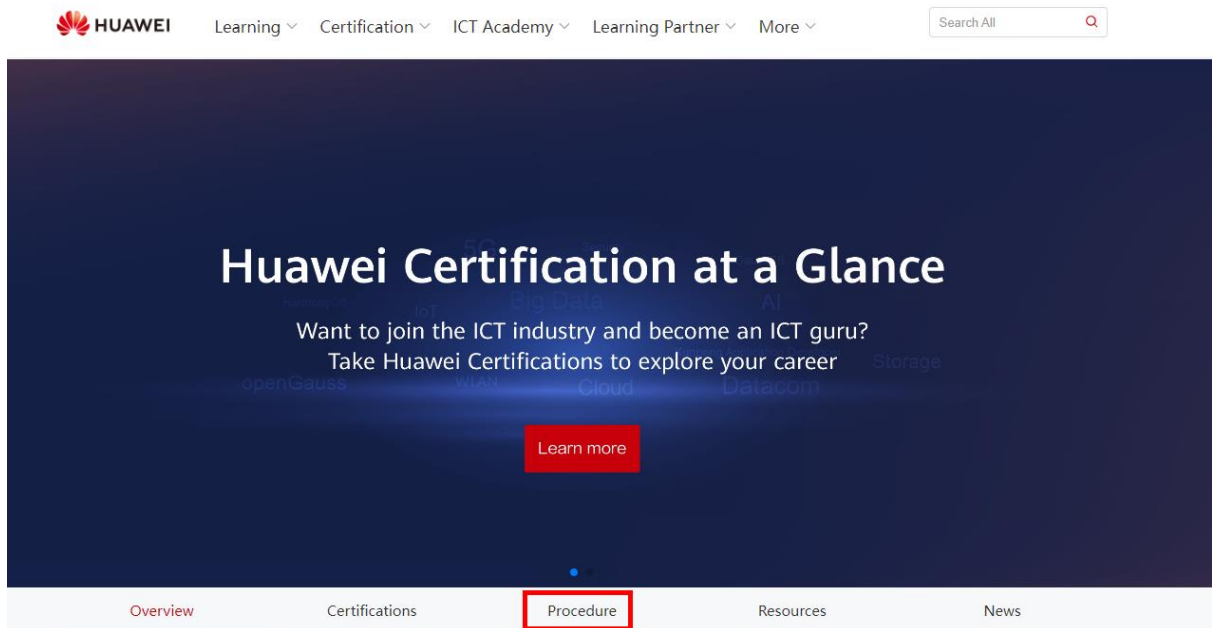
*If you have participated in Huawei certification exams, use the original Huawei account. Otherwise, you may fail to obtain a new certificate.*

---

**Method 1: Scheduling an Exam on the Huawei Website**

Visit Huawei [Huawei Talent](#) (For Enterprise Candidates):

1. Click “Procedure”:



2. Click “Schedule an exam-Pearson VUE exam”:

Visit [Huawei Certification \(Carrier\)](#) website (For Carrier candidates):

## Resources

## Examination

## Certificate

### Method 2: Scheduling an Exam on the Pearson VUE Website

Visit the Pearson VUE website: <https://home.pearsonvue.com/huawei>. After you click **Login**, the Huawei account login page will be displayed. Enter your user name and password to log in to the system.

汉语




To schedule, reschedule or cancel an exam:

Login

Please Click "Login"

 Find a test center

 View exams

 Need help? Contact customer service

 Test accommodations

2. The web will turn to Huawei candidates' login page



## Sign In with Uniportal ID

Please "Login" directly if you have an account

Remember Account Name
 Login via SMS

Login

[Register](#) | [Forgot Password](#) | [Change Password](#)

[Click to get more help?](#)

3. Please confirm your personal information on this page. Before click "Submit" please make sure your name and ID NO are the same as your identification card which you will bring to test center to take your exams.

Learning ▾
Certification ▾
ICT Academy ▾
Learning Partner ▾
More ▾

Search All Q

<small>* User ID</small> sharon-cao	<small>* Last Name</small> Sharon	<small>* First Name</small> Cao
<small>* E-mail</small> s***cao@163.com	<small>* Phone Number</small> +86 137***5767	<small>* Country of Resid...</small> Czech Republic
<small>* ID Type</small> Mainland Chinese ID Card	<small>* ID NO.</small> 1*0*0*1*8*0*1*4*1*	<small>* Examee Identity</small> Social Person

If you encounter difficulties during identity verification [Learn more](#) for help.

**Exam Information**

<small>* Location</small> <input style="width: 90%; border: 1px solid #ccc;" type="text" value="Please enter and select"/>	<small>* Exam</small> <input style="width: 90%; border: 1px solid #ccc;" type="text" value="Please enter and select"/>	<small>* Exam Code</small> <input style="width: 90%; border: 1px solid #ccc;" type="text" value="Automatically Matched"/>
<small>* Language</small> <input style="width: 90%; border: 1px solid #ccc;" type="text" value="Please select"/>		

**Available Coupon** (No coupons available)

\* As per the Huawei certification management regulations, Huawei shall verify the ID information for candidates taking Huawei certification exams. Therefore, to use the required services, please register your ID information when you apply for Huawei certification exam voucher, schedule Huawei certification exam, or bind Huawei certificate. **Please noted that you cannot modify the ID information after it has been submitted.** [Learn more](#) about Huawei's regulations about identity verification.

\* I have read and agreed to Huawei [Privacy Policy](#). I know that my personal information will be stored on a server in China. After submission, you will enter the Pearson VUE exam platform and pay exam fee.

The information you provide is for the purpose of this exam and certificate issuance only. You hereby authorize Huawei Company to transfer your Huawei User ID, first name, last name, and email to Pearson VUE ( is a business of NCS Pearson, Inc. ) for the stated purpose of handling your registration, scheduling you for a test date and time, administering the test, processing your test results, and related services about Huawei Certification exams. The information may be transmitted outside your country, region or company and accessed, stored and processed outside the country.

If you've selected China for your exam location you will only be able to book your exam in test centers in China. If you'd like to book your exam in any other country than China, you'd have to amend your account Exam information first.

Similarly, when you've selected any other country than China for your exam location, you will not be able to book your exam in China. You would need to amend your exam location on your account first.



If your account has an exam voucher bound to an account, Please select the exam voucher.

Home > Overview > **Schedule an exam**

**Personal Information** \* Your ID NO. and name must be exactly the same as the one in the identification that is presented at the exam center, or you will not be able to take the exam. If you have submit the exam registration before so that your name can't be edited online, please **Submit the Case** to deal it. Don't register the exam with Third-party accounts such as face book or linkin account , otherwise you can't take the exam. Make sure the provided email address is available so that you can receive our notification email about downloading the electronic certificate.

Huawei Certification Examination Appointment Guide: <https://forum.huawei.com/enterprise/en/huawei-certification-examination-appointment-guide/thread/789961-911>

Huawei Certification written exam is delivered by Pearson VUE, please click [Here](#) for the examination process. If you were invited by Huawei to take the exam and have an authorization Code .Please contact your invigilator or Huawei local training manager

* User ID	* Last Name	* First Name
* E-mail	* Phone Number	* Country of Resid...
* ID Type	* ID NO.	* Examee Identity Huawei Employee

If you encounter difficulties during identity verification [Learn more](#) for help.

**Exam Information**

* Location	<input type="text" value="China"/>	* Exam	<input type="text" value="HCIA-Datacom_V1.0"/>	* Exam Code	<input type="text" value="H12-811"/>
* Language	<input type="text" value="Chinese"/>				

**Available Coupon** (2 pieces)

Digital voucher Validity Period (UTC+08:00):2022-09-18~2023... Exam:HCIA-SG,HCIA-Transmission,HCIA-Access,HCIA-Ga... Country/Region: China Exam Code:H35-660,H31-311,H35-210,H13-911,H12-811	<input checked="" type="checkbox"/>	Digital voucher Validity Period (UTC+08:00):2022-09-18~2023... Exam:HCIA-SG,HCIA-Transmission,HCIA-Access,HCIA-Ga... Country/Region: China Exam Code:H35-660,H31-311,H35-210,H13-911,H12-811
--	-------------------------------------	--

**Notes:**

- (1) Use your real name, which should be the same as that on your certificates (Currently we having a system upgrade and the CCID will be displayed on the name part, this would be resolved several months later). Otherwise, you will be refused to take the exam.
  - (2) Ensure that your email address is available and is being used by yourself. Otherwise, you may fail to receive the email notification of "e-Cert Download".
- If your information required to be modified after submitting the information, please create a ticket to change your name.

4. Agree to Huawei policy. Read through the Huawei policies and click "Agree" to go ahead.

**Agree to Huawei policies**

H13-527: HCIP-Cloud Computing V4.0

**Huawei policies**

**Terms and Conditions**

**Important:** Health and safety protocols may differ by test center and/or region. Please go to the [Pearson VUE COVID-19 Update web page](#) frequently and the day before your exam to review the latest vaccination and face mask policies and other health and safety measures required at your test center.

By scheduling your test appointment, you agree to comply with these requirements. You will be asked to acknowledge these conditions and requirements upon arrival at the test center.

**Admission Policy**

We ask that you arrive at the test center 15 minutes before your scheduled appointment time. This will give you adequate time to complete the necessary sign-in procedures. If you arrive more than 15 minutes late for your appointment, you may be refused admission and the exam fees will be forfeited.

**ID Requirements:**

**You are required to present two forms of original (no photo copies), valid (unexpired) IDs:** one form as a primary ID (government issued with name, photo and signature) and one form as a secondary ID (with name and signature or name and recent recognizable photo). The Primary ID number, first and last name that you used to register must match exactly the Primary ID number, first and last name on the ID that is presented on test day. All IDs required must be issued by the country in which you are testing. If you do not have the qualifying ID issued from the country you are testing in, an International Travel Passport from your country of citizenship is required, along with a secondary ID. To view the full ID policy, including any additional allowances to this policy, please visit <http://www.pearsonvue.com/policies/15.pdf>.

**Primary ID**

Please be prepared to bring a primary ID that meets the following requirements:

- State or /country identification card
- Passport
- Driver's license
- Military ID
- Valid Exit-Entry Permit (EEP) to Hong Kong/Macau
- Alien registration card (green card or /permanent resident card)

An ID without a photo or signature, like household register, cannot be accepted.

**Secondary ID**

Any ID containing at least name and signature, or name and recent recognizable photo that meets above ID requirements. It includes but not limited to the following requirements:

- Credit Card
- Student ID Card
- Employee's ID Card
- Social Security Card

If you have any questions or concerns about the ID you are required to bring with you to the testing center for admittance for your exam please contact Pearson VUE customer Service at [www.pearsonvue.com/contact](http://www.pearsonvue.com/contact).

No personal items may be taken into the testing room. This includes all bags, books not authorized by the sponsor, notes, phones, pagers, watches and wallets.

**Reschedule Policy**

You must access your online Pearson VUE account, or contact Pearson VUE Call Center or test center to reschedule your exam **at least a minimum of 24 hours prior to your appointment**. Exams cannot be rescheduled less than 24 hours prior to your appointment. Failure to reschedule in time or failure to appear for your appointment will result in the forfeiture of your exam fee.

**Cancellation Policy**

You must access your online Pearson VUE account, or contact Pearson VUE Call Center or test center to cancel your exam **at least a minimum of 24 hours prior to your appointment**. Exams cannot be cancelled less than 24 hours prior to your appointment. Failure to cancel in time or failure to appear for your appointment will result in the forfeiture of your exam fee.

**Agree**

[Terms](#) [Privacy](#) [Contact](#)

Copyright 1996-2023 Pearson Education Inc. or its affiliate(s). All rights reserved.

5. The page for selecting the test center is displayed.

- (1) The system displays the test centers by distance. On the map on the right, you can view the location of each test center. To search for another address, enter the address in Chinese or English and click **Search**. The test centers will be displayed by distance.
- (2) Select the country/region, province, and city from the drop-down list box, and click **Search**. The test centers in the city will be displayed.

You can view five test centers at one time. To view more test centers, click **More**. More test centers will be displayed by distance.

- (3) Click Test Center Info. The phone number and traffic guide of the corresponding test center are displayed.

(4) You can select three test centers at the same time and check the opening date and time of each test center.

The screenshot shows a web interface for finding test centers. At the top, there is a search bar with the text 'C. C. Singapore' and a 'Search' button. A red callout box points to the search bar with the text: 'You can enter city name or detail address and click "Search". The system displays the test center by distance,'. Below the search bar, there is a message: 'You can select up to three test centers to compare availability.' A 'Helpful hints' box contains two bullet points: 'The test center information link may provide directions, parking, wheelchair support or other physical access considerations.' and 'Distance (mi/km) is a straight line calculated from the center point of your search criteria and does not reflect driving distance.' The main content area displays a list of test centers with columns for 'Test Center' and 'Distance'. A red dashed box encloses the list, and a red callout box points to the 'Distance' column with the text: 'The distance between your address and the test center'. The list includes: ITEL Learning System (5) Pte Ltd. (1.9 mi), Agilitics (2.5 mi), ST Engineering e-Services Pte. Ltd. (2.5 mi), NTUC LearningHub Pte Ltd (2.7 mi), and Leadership and Management Institute Pte Ltd (3.8 mi). A 'Show more' link is at the bottom of the list, with a red callout box pointing to it: 'Click to show more test centers'. To the right of the list are two map thumbnails. A 'Next' button is visible on the right side. At the bottom of the page, there are links for 'Terms', 'Privacy', and 'Contact', and a copyright notice: 'Copyright 1996-2023 Pearson Education Inc. or its affiliate(s). All rights reserved.'

Test Center	Distance
<input checked="" type="checkbox"/> ITEL Learning System (5) Pte Ltd. 1 Maritime Square, #10-24/25 Lobby B, Harbourfront Centre Singapore 099253	1.9 mi
<input checked="" type="checkbox"/> Agilitics 11-10, 10 Anson Rd, International Plaza Singapore 079903 Singapore <a href="#">Test Center Information</a>	2.5 mi
<input checked="" type="checkbox"/> ST Engineering e-Services Pte. Ltd. 10 Anson Road #06-19/20 International Plaza Singapore 079903 Singapore <a href="#">Test Center Information</a>	2.5 mi
<input type="checkbox"/> NTUC LearningHub Pte Ltd NTUC Trade Union House 73 Bras Basah Road Level 3, Room 3j Singapore 189556 Singapore <a href="#">Test Center Information</a>	2.7 mi
<input type="checkbox"/> Leadership and Management Institute Pte Ltd 1 Kallang Junction, #06-01 Singapore 339263 Singapore <a href="#">Test Center Information</a>	3.8 mi

6. Select the exam date and time.

**1. Select a date at your preferred test center**

ITEL Learning System (S) Pte Ltd.  
1 Maritime Square, #10-24/25  
Lobby B, Harbourfront Centre  
Singapore 099253  
Singapore

Agilities  
11-10, 10 Anson Rd.  
International Plaza  
Singapore 079903  
Singapore

ST Engineering e-Services Pte. Ltd.  
10 Anson Road  
#06-19/20  
International Plaza  
Singapore 079903  
Singapore

[Find another test center](#)

Select a date from the calendar. Only dates with appointment availability can be selected.

February 2023

Su	Mo	Tu	We	Th	Fr	Sa
			1	2	3	4
5	6	7	8	9	10	11
12	13	14	15	16	17	18
19	20	21	22	23	24	25
26	27	28				

[Why can't I find an available appointment?](#)

**2. Select your appointment start time**

How would you like times displayed?

12 hr (e.g., 2:00 PM)  24 hr (e.g., 14:00)

Our next available appointment is:

Friday, February 24, 2023

**9:00 AM - 10:55 AM Asia/Singapore - SGT**

[Book this appointment](#)

[Explore more times](#)

[Previous](#)

**Click here to "Explore more times" on the same day**

**Click to change test center**

**Click to select another site**

**Click to select date**

**Click to book exam at the current displayed time**

Terms Privacy Contact

Copyright 1996-2023 Pearson Education Inc. or its affiliate(s). All rights reserved.

- On the **Cart** page that is displayed, check whether the information is correct. If you want to change another exam, please go back to Huawei candidate home page to choose and change. You can also click to **Change test center**, return to the previous page to change exam date and time. Click **Edit** to change the correspondence language and time zone. If the information is correct, click **Proceed to check out** at the lower right corner of the page.

The screenshot shows the 'Cart' page with the following elements:

- Review and confirm** contact information to avoid issues on test day.
- Exam Details:**
  - Description:** Exam H13-527: HCIP-Cloud Computing V4.0, Language: English, Length: 115 minutes.
  - Appointment:** Friday, February 24, 2023, Start time: 9:00 AM Asia/Singapore - SGT. Includes a [Change Appointment](#) link.
  - Location:** Agilitics, 11-10, 10 Anson Rd, International Plaza, Singapore 079903. Includes a [Change Test Center](#) link.
  - Price:** 300.00, [Remove](#)
- Confirm contact information:**
  - Warning: Your name will appear on your certificate and must exactly match the identification (ID) that is presented at time of testing or you will not be able to take your exam. Please contact [customer service](#) to update this information.
  - Name: Cao Sharon
  - Telephone: +86 13718895767
  - Correspondence Language: English
  - [Edit](#) button
- Total Due Summary:**
  - Subtotal: 300.00
  - Estimated Tax: 0.00
  - ESTIMATED TOTAL DUE: USD 300.00**
- Proceed to Checkout** button (highlighted in yellow).

8. Check the exam price and pay. For details about the payment, see **Enter payment and billing**. By default, the bill address is your work/family address. If you are not the card holder, set the address to the working/family address of the card holder.

- If you have selected the exam voucher under your account during the reservation, the following page will not be displayed and you do not need to pay the exam fee again.
- Pay by exam voucher: Click **Add Exam Voucher/Promo Code**, enter the exam voucher number, and click **Apply**. On the page that is displayed, you can view the total order amount (**US\$0.00**). Click **Next**. The **Submit Order** page is displayed.
- Pay by credit card: choose the credit card type, click **Next**. Check the exam price and tax, click **Agree and proceed**, then enter the credit card information. Ensure that the credit card has enabled the online banking function and can pay by dollar. The required information can be found in the front and back of your credit card. The security code is the last three digits of the number in the signature area on the back of your credit card. Click **Pay**. Then **Submit Order** page is displayed.
- Pay by discount coupon: Click **Add Exam Voucher/Promotion Code**, enter the voucher number, click **Apply**, and use the credit card to pay the discounted fee. Then **Submit Order**.

Order Total

Subtotal: 300.00

Estimated Tax: 0.00

ESTIMATED TOTAL DUE: USD 300.00

Add Voucher or Promo Code [What is this?](#)

Voucher/Promotion Code:

Apply

Required information is marked with an asterisk (\*). Enter information on this page in the single byte alphanumeric characters.

Payment

Discover Mastercard VISA

\*Payment type:

Billing Information

This information must match the information registered to your selected payment method in an upcoming step.

\*First Name / Given Name:

Middle Name:

\*Last Name / Surname / Family Name:

\*Location/Region:

\*Address 1:

Address 2:

Address 3:

\*City:

Zip/Postal Code:

\*Mobile/Phone Number: + 86

[Country Codes](#)

\*Email:

Previous Next

Terms Privacy Contact

Copyright 1996-2023 Pearson Education Inc. or its affiliate(s). All rights reserved.

If you pay the exam using a voucher number of Promotion code, please enter it the here and click "Apply"

If you pay the exam using a Credit card, make sure the information here is correct.

9. After you entered the payment and billing details, then submit the order.

The screenshot displays a confirmation page for an exam. The main content is organized into two primary sections: Exam Details and Order Summary.

Description	Details	Price
<b>Exam</b> H13-527: HCIP-Cloud Computing V4.0 Language: English Length: 115 minutes	<b>Appointment</b> Friday, February 24, 2023 Start time: 9:00 AM Asia/Singapore - SGT  <b>Location</b> Agilitics 11-10, 10 Anson Rd. International Plaza Singapore 079903 Singapore	300.00

Exams for	Order Total
Name: Cao Sharon  HUAWEI User ID: SHARON-CAO	Subtotal: 300.00 Tax: 0.00 Voucher: -300.00 <i>Huawei Customer Service 100% Discount</i> <hr/> TOTAL DUE: <b>USD 0.00</b> <hr/> <b>USD 0.00</b>

Navigation buttons: Previous, Cancel, Submit Order

Footer: Terms, Privacy, Contact  
 Copyright: 1996-2023 Pearson Education Inc. or its affiliate(s). All rights reserved.

If the scheduling is successful, the system generates an order summary, and sends an exam confirmation letter and an electronic receipt (in the form of an invoice) to your mailbox. If you have not received an exam confirmation letter or invoice, contact the Pearson VUE Customer Service Center:

- View contact information for Customer Service Center [in China](#).
- View contact information for Customer Service Center [outside China](#).



»



## You are booked!

Order #: 0065-8400-5744

An email confirmation has been sent to: sharon\_cao@163.com

[Return to Dashboard](#)

Description	Details	Order Information	Price
<b>Exam</b> H13-527: HCIP-Cloud Computing V4.0 Language: English Length: 115 minutes	<b>Appointment</b> Friday, February 24, 2023 Start time: 9:00 AM Asia/Singapore - SGT  <b>Location</b> Agilitics <a href="#">Test Center Information</a>	<b>Order Number/Invoice</b> 0065-8400-5744 <b>Registration ID</b> 441051095 <b>Status</b> Scheduled	300.00

Exams for	Order Total
Name: Cao Sharon	Subtotal: 300.00
HUAWEI User ID: SHARON-CAO	Tax: 0.00
	Voucher: -300.00 <i>Huawei Customer Service 100% Discount</i>
	<b>TOTAL PAID: USD 0.00</b>

This is not your official payment receipt. Your official payment receipt will be sent to the email address that you have provided.

### Huawei Terms and Conditions

**Important:** Health and safety protocols may differ by test center and/or region. Please go to the [Pearson VUE COVID-19 Update web page](#) frequently and the day before your exam to review the latest vaccination and face mask policies and other health and safety measures required at your test center.

By scheduling your test appointment, you agree to comply with these requirements. You will be asked to acknowledge these conditions and requirements upon arrival at the test center.

### Huawei Policies

#### Admission Policy

We ask that you arrive at the test center 15 minutes before your scheduled appointment time. This will give you adequate time to complete the necessary sign-in procedures. If you arrive more than 15 minutes late for your appointment, you may be refused admission and the exam fees will be forfeited.

#### ID Requirements:

**You are required to present two forms of original (no photo copies), valid (unexpired) IDs:** one form as a primary ID (government issued with name, photo and signature) and one form as a secondary ID (with name and signature or name and recent recognizable photo). The Primary ID number, first and last name that you used to register must match exactly the Primary ID number, first and last name on the ID that is presented on test day. All IDs required must be issued by the country in which you are testing. If you do not have the qualifying ID issued from the country you are testing in, an International Travel Passport from your country of citizenship is required, along with a secondary ID. To view the full ID policy, including any additional allowances to this policy, please visit <http://www.pearsonvue.com/policies/15.pdf>.

#### Primary ID

Please be prepared to bring a primary ID that meets the following requirements:

- State or /country identification card
- Passport
- Driver's license
- Military ID
- Valid Exit-Entry Permit (EEP) to Hong Kong/Macau
- Alien registration card (green card or /permanent resident card)

An ID without a photo or signature, like household register, cannot be accepted.

#### Secondary ID

Any ID containing at least name and signature, or name and recent recognizable photo that meets above ID requirements. It includes but not limited to the following requirements:

- Credit Card
- Student ID Card
- Employee's ID Card
- Social Security Card

If you have any questions or concerns about the ID you are required to bring with you to the testing center for admittance for your exam please contact Pearson VUE customer Service at [www.pearsonvue.com/contact](http://www.pearsonvue.com/contact).

No personal items may be taken into the testing room. This includes all bags, books not authorized by the sponsor, notes, phones, pagers, watches and wallets.

#### Reschedule Policy

You must access your online Pearson VUE account, or contact Pearson VUE Call Center or test center to reschedule your exam **at least a minimum of 24 hours prior to your appointment**. Exams cannot be rescheduled less than 24 hours prior to your appointment. Failure to reschedule in time or failure to appear for your appointment will result in the forfeiture of your exam fee.

#### Cancellation Policy

You must access your online Pearson VUE account, or contact Pearson VUE Call Center or test center to cancel your exam **at least a minimum of 24 hours prior to your appointment**. Exams cannot be cancelled less than 24 hours prior to your appointment. Failure to cancel in time or failure to appear for your appointment will result in the forfeiture of your exam fee.

### Test Center Information Agilitics

Agilitics is located at 11th Story of International Plaza, Unit Number 10. Nearest MRT is Tanjong Pagar. International Plaza is situated at District 02, 10 Anson Road, Singapore 079903. It is also located opposite AXA Tower and Twenty Anson.

International Plaza is also located to several bus stops at opposite Mas Building, Bus Stop Hub Synergy Point, and Bus Stop International Plaza. Bus service includes: 57, 131, 167, 186, 532, 533, 534, 535, 536, 542, 543, 548 and 549



## 3.2 Scheduling an Exam at the Pearson VUE Customer Service Center

To schedule the exam by contacting Pearson Vue Customer Service Centre, please use the links below:

- View contact information for Customer Service Center [in China](#). In order to schedule your exam, the Customer Service Operator will ask you to provide your CCID (log in to your Pearson Vue account to view it).
- View contact information for Customer Service Center [outside China](#).

## 3.3 Scheduling an Exam at the Pearson VUE Test Center

1. Visit <https://www.PearsonVUE.com/huawei> and click **Find Test Center**.
2. Enter the address in Chinese or English and click **Search**. The test centers are displayed by distance. On the map on the right, you can view the location of each test center. You can also select the country/region, province, and city from the drop-down list box, and click **Search**. The test centers in the city are displayed.
3. You can view five test centers at one time. To view more test centers, click **More**. More test centers will be displayed by distance.
4. Click **Test Center Info**. The phone number and traffic guide of the corresponding test center are displayed.
5. You can directly contact the test center, provide the exam administrator with information such as the exam subject and date, pay the exam fee, and ask the exam administrator to schedule an exam for you.
6. To schedule an exam on the current day, confirm with the exam administrator. The exam administrator will check whether the exam can be scheduled for you.
7. If you've selected China for your exam location, the test center administrator will only be able to book your exam in test centers in China. If you'd like to book your exam in any other country than China, you'd have to amend your account Exam information first. Please also note, that for the test Center Administrator to locate your account, you will be asked to provide your CCID.

Similarly, when you've selected any other country than China for your exam location, the administrator will not be able to book your exam in China. You would need to amend your exam location on your account first.

## 3.4 Re-scheduling/Cancellation

Exams must be rescheduled or canceled at least 24 hours before the scheduled exam time. Exam fees cannot be refunded if you fail to reschedule or cancel less than 24 hours in advance, or if you fail to appear for the exam by the scheduled start time.

### Note

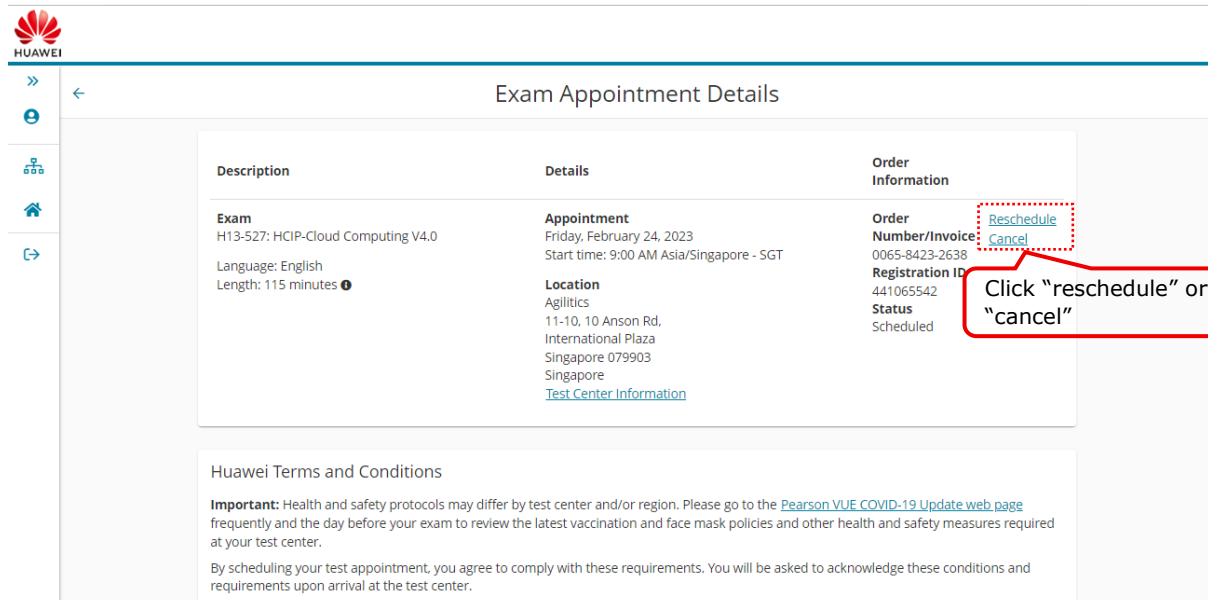
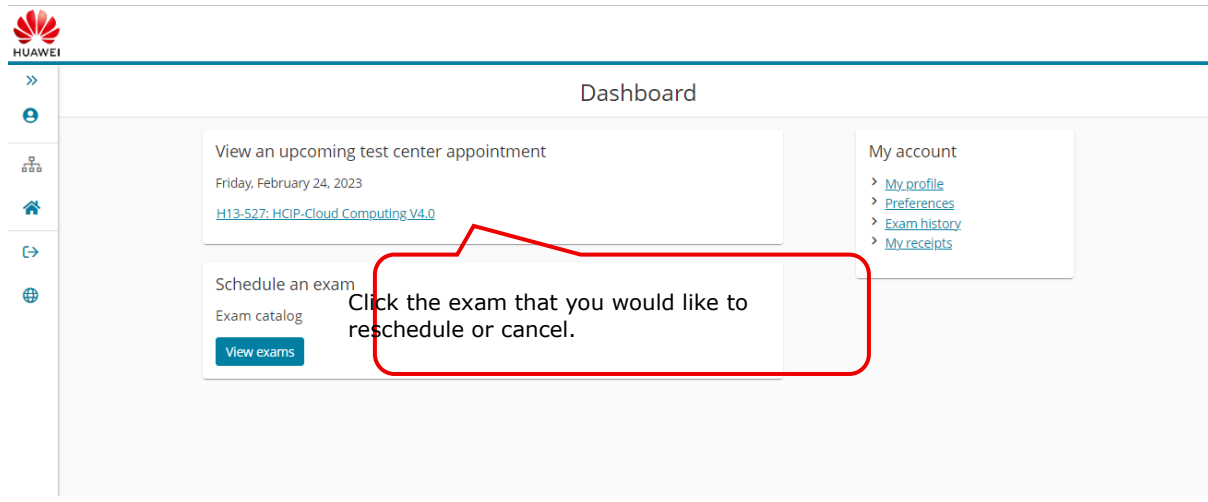
If you've selected China for your exam location, you will only be able to book your exam in test centers in China. If you've changed your mind and would like to book your exam in any other country than China, you'd have to cancel your appointment and made a new appointment. Similarly, when you've originally booked your exam in any other country than China, you **will not** be able to reschedule your exam to China test centers. You would need to cancel the original appointment and then make a new one.

You can change or cancel an exam by:

### Method 1: Visiting the Pearson VUE website

Change the time of an exam: Log in to the Pearson VUE website, view the scheduled exams, select the exam that needs to be changed, change the information such as the test center, date, and time, and click **Pay**.

Cancel an exam: Log in to the Pearson VUE website, view the scheduled exams, select the exam that needs to be canceled, and cancel the exam as prompted.



### Method 2: Contacting the Pearson VUE Call Center

Contact the Pearson VUE Customer Service Center to change or cancel an exam.

- View contact information for Customer Service Center [in China](#). In order to change or cancel your exam, the Customer Service Operator will ask you to provide your CCID (log in to your Pearson Vue account to view it).
- View contact information for Customer Service Center [outside China](#).

### Method 3: Contacting the Pearson VUE test center

Contact the [test center](#) and ask the exam administrator to change or cancel an exam.

The rules for exam fee refunding are as follows:

- If you use an exam voucher to pay the exam fee, the exam voucher is released immediately after the exam is canceled, and can be used to schedule a new exam.

- If you use a credit card to pay the exam fee, the refund time depends on the refund policy of the credit card organization. Query the refund amount on the next bill date of the credit card.

For any questions about refunding, contact the [Pearson VUE Customer Service Center](#).

## 4 Paying the Written Exam Fee

You can pay the exam fees on the Pearson VUE website in the following ways:

1. **Credit card:** You can pay by credit card if you schedule an exam on the Pearson VUE website or at the call center.
2. **Cash:** If you schedule an exam at the test center, you can pay in cash.
3. **Exam voucher:** You can pay using an exam voucher if you schedule an exam on the Pearson VUE website, at the Pearson VUE test center, or at the Pearson VUE call center.

Rules for using Huawei exam vouchers: An e-exam voucher can be used to schedule an exam specified by the voucher. The exam voucher is not registered or refundable and cannot be extended or redeemed for cash. The validity period is one year (for special exam vouchers, the validity period is calculated based on the original settings). If an exam is canceled, the exam voucher will be released. You can schedule a new exam but you need to complete the exam within the original validity period.

[Huawei Authorized Learning Partners \(HALPs\)/Huawei Authorized Information and Network Academy \(HAINA\)](#)

## 5 Taking the Written Exam

### 5.1 Introduction to the Written Exam Process

You must go to the Pearson VUE test center to complete the exam at the specified time. For details, see the [Exam Process of the Test Center](#).

### 5.2 Admission Rules for Written Exam

1. Arrive at the test center at least 15 minutes before the scheduled exam time to sign in. Candidates who are more than 15 minutes late may be barred from the exam and the exam fee will not be refunded.
2. You need to present your CCID if testing in test center in **China**. Bring your phone to the center so you can log in to your Pearson Vue account to view your CCID.
3. You need to provide two valid, non-expired, and original identity documents (photocopies are not accepted). For more information, click [Pearson VUE Identity Documents Policy](#).
4. If you have any questions about your identity document, please contact the Pearson VUE Call Center:  
[View contact information for Customer Service Center in China.](#)  
[View contact information for Customer Service Center outside China.](#)
5. Your Chinese or English name used for the exam must be the same as that on your identity document provided on the exam day.
6. Candidates shall not bring into the exam room any materials or belongings that could compromise the examination integrity. This includes but is not limited to bags, mobile phones, walkie-talkies, watches, wallets, books, documents, notebooks, notes, and paper.

### 5.3 Troubleshooting

Any unexpected condition happens, perform the following operations:

1. No reception personnel at the test center: If the test center is closed or no exam administrator is available, contact the Pearson VUE Customer Service Center immediately:

View contact information for Customer Service Center [in China](#).

View contact information for Customer Service Center [outside China](#).

The representative will create an incidence report and help you handle the problem within five working days. You can contact the Pearson VUE Customer Service Center at any time to track the handling progress using the incident report number provided by the representative.

2. Technical fault: If technical faults such as network disconnection, power failure, and computer breakdown occur during the exam, contact the exam administrator. If the technical fault cannot be rectified, the exam administrator will create an incident report for you. You can contact the Pearson VUE Call Center to apply for exam time change or exam cancellation using the incident report number. The Pearson VUE Call Center will provide feedback within five working days.
3. Score report printing failure: If the score report cannot be printed after you have finished the exam, the exam administrator will rectify the fault. If the fault cannot be rectified, the exam administrator will create an incident report for you. You can apply for an electronic score report from the Pearson VUE Customer Service Center using the incident report number.

## 6 Obtaining Huawei Technical Certificate

From November 1, 2018, Huawei provides only e-Certs (except for HCIE/**HCSE** certificates). To download a Huawei e-Cert, visit [Huawei e-Cert](#) a working day after the exam day.

Candidates who have passed the HCIE/**HCSE** certification exam can visit Huawei website to maintain their address information three working days after receiving the score reports.

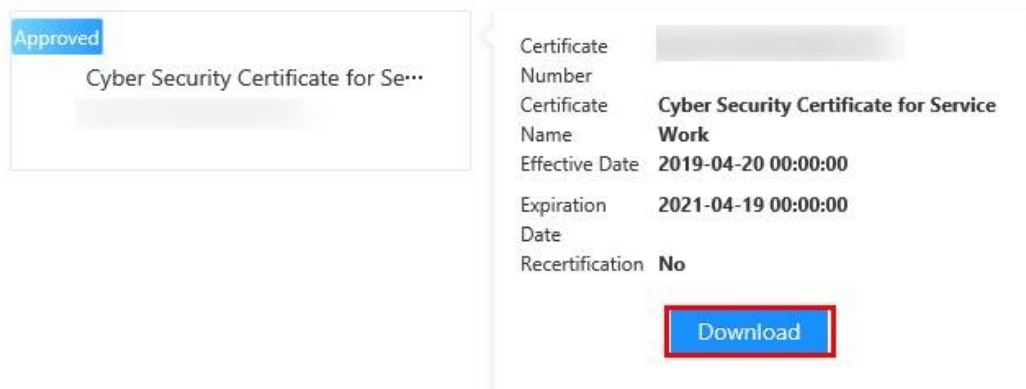
After 25 working days, they can click [Huawei Certificate](#) Link to query the mailing information.

**If the certificate is not displayed, associate the score with the account (for details, see point 7).**

### 6.1 Obtaining an e-Cert

Log in to Huawei website, enter your personal account, choose [Home > User Center > My Certificate](#), and click the corresponding certificate name to download the e-Cert, as shown in the following figure.

If you cannot view or download the certificate, click [Help](#) 



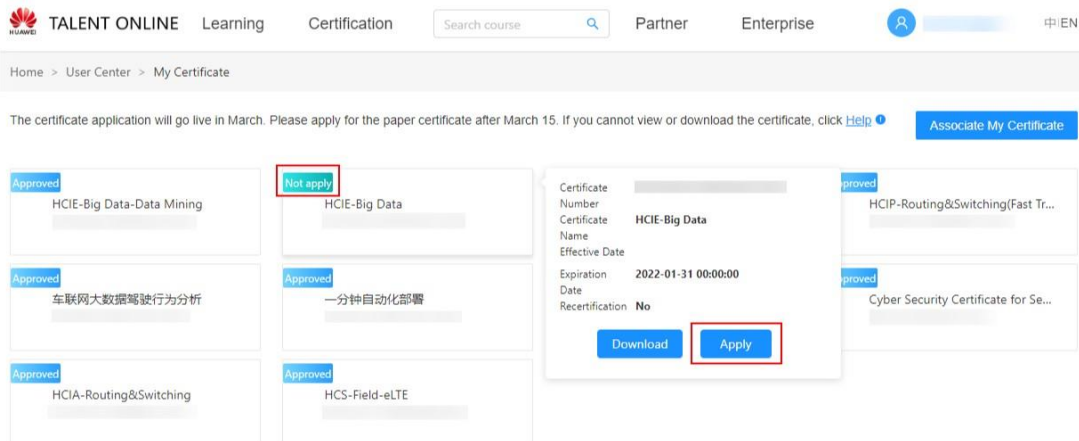
The screenshot shows a user interface for viewing and downloading a certificate. On the left, there is a card with a blue 'Approved' tag and the text 'Cyber Security Certificate for Se...'. On the right, a details panel lists the following information:

Certificate Number	[Redacted]
Certificate Name	Cyber Security Certificate for Service Work
Effective Date	2019-04-20 00:00:00
Expiration Date	2021-04-19 00:00:00
Recertification	No

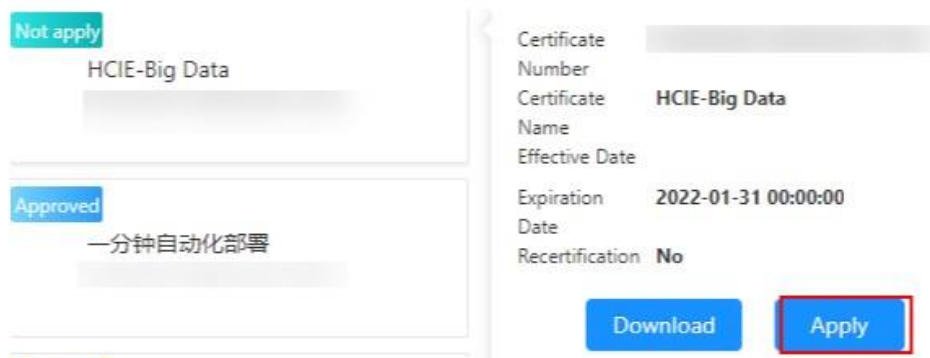
At the bottom of the details panel, there is a blue 'Download' button with a red border.

## 6.2 Obtaining the HCIE Package

1. Visit Huawei website and choose [Home >User Center >My Certificate](#).



2. On “My Certificate” page, choose the certificate that you **not apply** yet, and click “Apply”.



3. Fill in the certificate mailing information, then click “submit”.

( Make sure that the full name on the electronic certificate you downloaded is correct. If you have any questions, please [submit the case](#) to confirm or modify and then apply for your certificate. Please note that once submitted successfully, your paper certificate will be to made and cannot be changed.)

1. Make sure that the full name on the electronic certificate you downloaded is correct. If you have any questions, please contact [Certification@huawei.com](mailto:Certification@huawei.com) to confirm or modify and then apply for your certificate.  
Please note that once submitted successfully, your paper certificate will be made and cannot be changed.
2. Name: Please fill in the correct name in English. Otherwise you can't check the package.
3. Address: Please fill in the correct address in English. Otherwise you can't check the package.

\* Recipient name

\* Recipient address

\* Recipient Phone Number

\* Postal Code

I have read and agree to the Huawei [Privacy Policy](#). I understand and agree that the involved personal data is stored on servers in China.

4. Huawei will mail the HCIE/HCSE package in five to 25 working days and send the express order number in the system [Home > User Center > My Certificate](#).
5. You can also visit your personal space on Huawei website ([Home > User Center > My Certificate](#).) to query the mailing process: choose your certificate that was **“Approved”** and click **“View application progress”**.

The screenshot shows a list of certificates on the left, each with an 'Approved' status tag. The first certificate is 'HCIE-Big Data-Data Mining'. To the right is a detailed view of this certificate with the following information:

- Certificate Number: [Redacted]
- Certificate Name: **HCIE-Big Data-Data Mining**
- Effective Date: 2020-03-18 00:00:00
- Expiration Date: 2022-01-31 00:00:00
- Recertification: No

At the bottom of the detailed view, there are two buttons: 'Download' and 'View application progress' (which is highlighted with a red box).

If the mailing progress is **“To be updated”**, the HCIE/HCSE package has not been mailed yet.

Paper certificate application information

Application Time 2020-03-17 00:00:00

**Mailing information To be updated**

Recipient address 中国北京北京XXX

## 7 Huawei Certification Examination Score/Certificate Management

### NOTE

From March 1 2023 when testing in China your score report printed in Test Centre will not show your name, it would only have your CCID on it.

- **One account for all Huawei certification exam results:** You must associate all your exam scores with the same account. Otherwise, you may not be able to obtain a specific certificate. For details, see the following section "Scenario 1: Associating Huawei Certification Records".
- **Your personal account for Huawei certification exam results:** If your Huawei account is associated with an exam record of another person, the account must be unbound. Otherwise, the system will forcibly unbind the exam record. For details, see the following section "Scenario 2: Unbinding Huawei Certification Exam Records".

### 7.1 Associating Huawei Certification Records

Intended audience: Huawei certification candidates

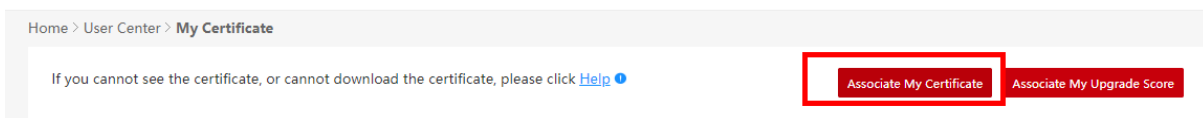
#### NOTE

- *Your Huawei account can only be associated with your own certification exam results.*

#### Associating Your Mailbox with Your Account

If a message is displayed indicating that your email address has been associated with an account, click **OK**, log in to the associated mailbox, and click the activation link to complete the association. Access path: [Huawei Talent Website > User Center > My Certificate > Associate My Certificate](#).

1. After the association request is submitted, the system automatically sends an activation email.



## Associating a Personal Certificate with an Email Address



If you want to transfer the certificate from your old account to this current account, please enter the exam email of your old account.


\* Last Name

\* First Name

\* User ID

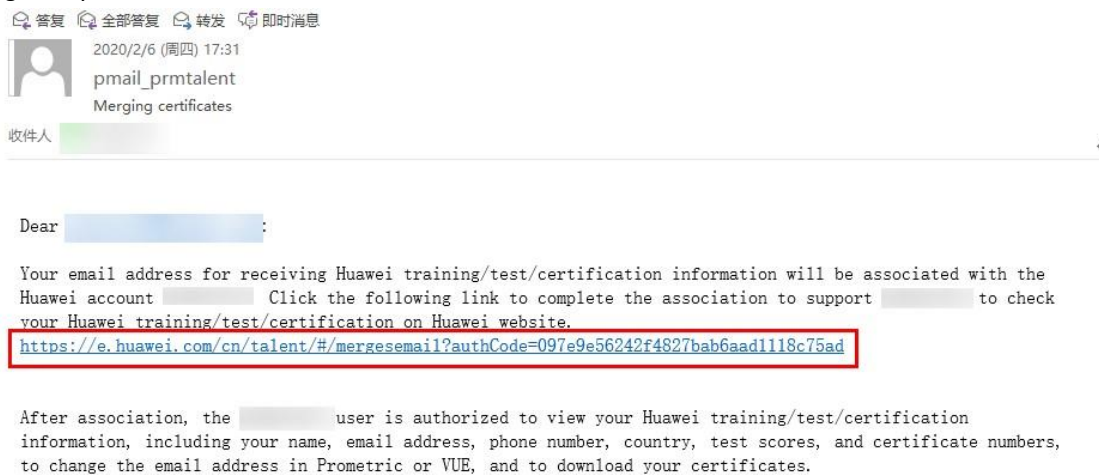
\* Email

\* Exam Email

\* Graphic verification  

\* I have read and agreed to the Huawei [Privacy Policy](#), I understand and agree that the involved personal data is stored on servers in China.

2. Log in to your mailbox and click the activation link.



For more questions, please [submit the case](#) for consultation.